



## Housing Authority of the County of Riverside

### ANNUAL HOUSING SUCCESSOR REPORT FOR FISCAL YEAR 2022-2023

Pursuant to California Health and Safety Code Section 34176.1 (f)

July 1, 2022 to June 30, 2023



Heidi Marshall  
Executive Director  
5555 Arlington Avenue  
Riverside, CA 92504

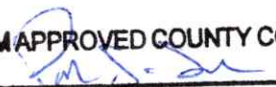
Mike Walsh, Deputy Executive Director  
(760) 393-3314, [MFWalsh@rivco.org](mailto:MFWalsh@rivco.org)

Juan Garcia, Deputy Director  
(951) 955-8126, [jugarcia@rivco.org](mailto:jugarcia@rivco.org)

Cindy Hui, Deputy Director  
(951) 343-5428, [Chui@rivco.org](mailto:Chui@rivco.org)

FORM APPROVED COUNTY COUNSEL

BY:

  
PAULA S. SALCIDO

DATE

12/21/2023

## Background

**Senate Bill No. 341 ("Bill")** was an act to amend Section 34176 of, and to add Section 34176.1 to, the Health and Safety Code, relating to redevelopment.

This Bill retains the housing provisions of the Community Redevelopment Law (CRL) but alters many other provisions of the law including among others the provisions relating to planning and administrative costs, income targeting provisions, expenditures of the Low and Moderate Income Housing Asset Fund for the development of rental housing for households earning 30% or less of area median Income, restrictions in developing senior rental housing projects, allowing the housing successor agencies to transfer funds among themselves, requiring the housing successor agency that has not expended excess surplus funds within three years to transfer the surplus to the Department of Housing and Community Development (HCD), initiation of the development activities on any land the housing successor agency obtained from the former redevelopment agency within five years after the Department of Finance (DOF) confirmed the property as a housing asset, and preparation of an annual report on detailed housing information to be posted on the housing successor's website.

**Assembly Bill No. 1793** was an act to amend Section 34176.1 of the Health and Safety Code, relating to redevelopment which requires that posted information to also include, as specified, an inventory of homeownership units assisted by the former redevelopment agency or the housing successor that are subject to covenants or restrictions or to an adopted program that protects the former redevelopment agency's investment of moneys from the Low and Moderate Income Housing Asset Fund.

**Senate Bill No. 107** was an act to amend Sections 34171, 34173, 34176, 34176.1, 34177, 34177.3, 34177.5, 34178, 34179, 34179.7, 34180, 34181, 34183, 34186, 34187, 34189, 34191.3, 34191.4, and 34191.5 of, and to add Sections 34170.1, 34177.7, 34179.9, and 34191.6 to, the Health and Safety Code, and to amend Sections 96.11 and 98 of, and to add Section 96.24 to, the Revenue and Taxation Code, relating to local government, and making an appropriation therefor, to take effect immediately, bill related to the budget.

**Assembly Bill No. 346** further modified Section 34176.1 of the Health and Safety Code, effective January 1, 2018.

## SUMMARY

On June 29, 2011, Assembly Bill X1 26 (AB x1 26), which provided for the dissolution of all California redevelopment agencies, was adopted and enacted into law. California Redevelopment Agencies were dissolved on February 1, 2012. The Housing Authority of the County of Riverside ("Housing Authority") under County of Riverside Board of Supervisors Resolution Nos. 2012-035, 2012-001 and 2012-005 adopted on July 3, 2012, accepted all housing functions previously performed by the former Redevelopment Agency for the County of Riverside and is now the housing successor agency pursuant to Health and Safety Code Section 34176. The Housing Authority also entered a Memorandum of Understanding with the City of Coachella on June 4, 2013 accepting the transfer of housing assets and functions of the former Coachella Redevelopment Agency to the Housing Authority.

The Housing Authority of the County of Riverside has prepared this Annual Housing Successor Report for Fiscal Year 2022-2023 in its capacity as housing successor to the former Redevelopment Agency for the County of Riverside (**HASA**) and as housing successor to the former Coachella Redevelopment Agency (**CSA**). The report will be posted on the Housing Authority's website at <https://harivco.org/about-us/housing-successor-agency>.

Pursuant to California Health and Safety Code 34176.1(f), the housing successor shall conduct, and shall provide to its governing body, an independent financial audit of the Low and Moderate Income Housing Asset Fund within six months after the end of each fiscal year, which may be included in the independent financial audit of the host jurisdiction. If the housing successor is not a city or county, it shall also provide to its governing body and post on its Internet Web site all of the following information for the previous fiscal year:

**A list of Appendices and all applicable attachments can be found behind this Summary Report. This report, its attachments, Implementation Plans and Recognized Obligation Payment Schedules are posted on the Housing Authority website at: <https://harivco.org/about-us/housing-successor-agency>.**

**Unless otherwise provided, all Sections referenced in this Housing Successor Report refer to the California Health and Safety Code.**

**Requirement (1)**

*The amount the city, county, or city and county received pursuant to subparagraph (A) of paragraph (3) of subdivision (b) of Section 34191.4.*

**HASA:**

There were no loan agreements between the former Redevelopment Agency for the County of Riverside (RDA) and the County of Riverside under which the County of Riverside transferred money to the former RDA for a lawful purpose, and where the former RDA was obligated to repay the money it received pursuant to a required repayment schedule. Therefore, the amount received by the County of Riverside is \$0.

**CSA:**

There were no loan agreements between the former Coachella Redevelopment Agency (CRA) and the City of Coachella under which the City of Coachella transferred money to the former CRA for a lawful purpose, and where the former CRA was obligated to repay the money it received

pursuant to a required repayment schedule. Therefore, the amount received by the City of Coachella is \$0.

**Requirement (2)**

*The amount deposited to the Low and Moderate Income Housing Asset Fund, distinguishing between amounts deposited pursuant to subparagraphs (B) and (C) of paragraph (3) of subdivision (b) of Section 34191.4, amounts deposited for other items listed on the Recognized Obligation Payment Schedule (ROPS), and other amounts deposited.*

**HASA:**

Total deposits to the Low and Moderate Income Housing Asset Fund for Fiscal Year **2022-2023** was **\$423,870**.

There were no agreements between the former RDA and the County of Riverside under which the County of Riverside transferred a real property interest to the former RDA for a lawful purpose, where the former RDA was obligated to pay the County of Riverside for the real property interest. Therefore, the amount received by the County of Riverside is \$0.

There were no agreements between the former RDA and the County of Riverside under which the County of Riverside contracted with a third party on behalf of the former RDA for the development of infrastructure in connection with a redevelopment project as identified in a redevelopment plan and the former RDA was obligated to reimburse the County of Riverside for the payments made by the County of Riverside to the third party. Therefore, the amount received by the County of Riverside is \$0.

**(See Attachment A1)**

**CSA:**

Total deposits to the Low and Moderate Income Housing Asset Fund for Fiscal Year **2022-2023** was **\$103,485**.

There were no agreements between the former CRA and the City of Coachella under which the City of Coachella transferred a real property interest to the former CRA for a lawful purpose, where the former CRA was obligated to pay the City of Coachella for the real property interest. Therefore, the amount received by the City of Coachella is \$0.

There were no agreements between the former CRA and the City of Coachella under which the City of Coachella contracted with a third party on behalf of the former CRA for the development of infrastructure in connection with a redevelopment project as identified in a redevelopment plan and the former CRA was obligated to reimburse the City of Coachella for the payments made by the City of Coachella to the third party. Therefore, the amount received by the City of Coachella is \$0.

**(See Attachment A2)**

**Requirement (3)**

*A statement of the balance in the fund as of the close of the fiscal year, distinguishing any amounts held for items listed on the Recognized Obligation Payment Schedule from other amounts.*

**HASA:**

The balance in the fund at the close of Fiscal Year 2022-2023 was \$161,097

Ending Fund Balance 06/30/22	\$ 430,518
Add: Deposits	\$ 423,870
Prior Year Adjustment	\$ (327,101)
Less: Expenses	\$ (366,191)
Ending Fund Balance 06/30/23	<u>\$ 161,097</u>

**CSA:**

The balance in the fund at the close of Fiscal Year 2022-2023 was \$13,396.

Ending Fund Balance 06/30/22	\$ 89,102
Add: Deposits	\$ 103,485
Less: Expenses	\$ (179,190)
Ending Fund Balance 06/30/23	<u>\$ 13,396</u>

**Requirement (4)**

*A description of expenditures from the fund by category, including, but not limited to, expenditures*

- (A) for monitoring and preserving the long-term affordability of units subject to affordability restrictions or covenants entered into by the redevelopment agency of the housing successor and administering the activities described in paragraphs (2) and (3) of subdivision (a).*
- (B) for homeless prevention and rapid rehousing services for the development of housing described in paragraph (2) of subdivision (a), and*
- (C) for the development of housing pursuant to paragraph (3) of subdivision (a).*

The housing successor may expend per fiscal year up to an amount equal to 5% of the statutory value of real property owned by the housing successor and of the loans and grants receivable or \$200,000, whichever is greater.

**HASA:**

For Fiscal Year 2022-2023, the total expenses amounted to \$693,291, of which \$693,291 pertained to administrative activities and \$0 was expended for the development of housing activities.

**(See Attachment B1)**

The statutory value of total assets is \$167,460,463 (See Requirement #5) and the maximum allowable cap at 5% is \$8,373,023 HASA's expenditure of \$693,291 is within the cap.

**CSA:**

For Fiscal Year 2022-2023, there were no expenses paid out for the administrative activities, homeless prevention and rapid re-housing as well as for development of housing.

The statutory value of total assets is \$5,356,077 (See Requirement #5) and the maximum allowable cap at 5% is \$267,803.

**Requirement (5)**

*As described in paragraph (1) of subdivision (a), the statutory value of real property owned by the housing successor, the value of loans and grants receivable, and the sum of these two amounts.*

**HASA:**

Pursuant to Health and Safety Code Section 34176 (a) (2), the California Department of Finance (DOF) memorialized in a letter dated February 15, 2013, updated June 12, 2015 and May 11, 2016, the approval of the list of assets transferred to the HASA, which includes the following:

Statutory value of real property:	\$ 32,434,078	(See Attachment C1)
Value of loans receivable:	\$ 92,833,688	(See Attachment C2)
Value of grants receivable:	\$ 42,192,967	(See Attachment C2)
<b>Total Assets:</b>	<b><u>\$167,460,463</u></b>	

**CSA:**

The list of housing assets, loans, and grants of the former Coachella Redevelopment Agency was approved by the Department of Finance on March 5, 2015.

Statutory value of real property:	\$ 1,418,621	(See Attachment C3)
Value of loans receivable:	\$ 3,937,456	(See Attachment C4)
<b>Total Assets:</b>	<b><u>\$ 5,356,077</u></b>	

**Requirement (6)**

*A description of any transfers made pursuant to paragraph (2) of subdivision (c) in the previous fiscal year and, if still unencumbered, in earlier fiscal years and a description of and status update on any projects for which transferred funds have been or will be expended if that project has not yet been placed in service.*

There were no agreements made between the Housing Authority of the County of Riverside and any other Housing Successor and any contiguous jurisdictions to transfer funds from the Low and Moderate Income Housing Asset Funds for the purpose of developing transit priority projects.

**Requirement (7)**

*A description of any project for which the housing successor receives, or holds property tax revenue, pursuant to the Recognized Obligation Payment Schedule (ROPS) and the status of that project.*

The applicable ROPS for the reporting period from July 1, 2021 through June 30, 2022 is ROPS 21-22.

**HASA:**

Project description status (See Attachment D1)  
ROPS 21-22 (See Attachment D2)

**CSA:**

Project description status (See Attachment D3)  
ROPS 21-22 (See Attachment D4)

**Requirement (8)**

*For interests in real property acquired by the former redevelopment agency prior to February 1, 2012, a status update on compliance with Section 33334.16. For interests in real property acquired on or after February 1, 2012, a status update on the project.*

**HASA:**

After a meet and confer session, the Department of Finance (DOF) approved the housing asset transfer on February 15, 2013 and updated list June 12, 2015. All the properties were acquired prior to February 1, 2012 and the Housing Authority intends to initiate development activities on these land assets within five years of DOF approval.  
(See Attachment E1)

**CSA:**

The Department of Finance (DOF) approved the housing asset transfer on March 5, 2015.  
(See Attachment E2)

**Requirement (9)**

*A description of any outstanding obligations pursuant to Section 33413 that remained to transfer to the housing successor on February 1, 2012, of the housing successor's progress in meeting those obligations, and of the housing successor's plans to meet unmet obligations. In addition, the housing successor shall include in the report posted on its Internet Web site the implementation place of the former redevelopment agency.*

Under Section 33413, whenever dwelling units housing persons and families of low- or moderate-income are destroyed or removed from the low- and moderate-income housing market as part of a redevelopment project that is subject to a written agreement with the redevelopment agency or where financed assistance has been provided by the redevelopment agency, the redevelopment agency shall, within 4 years of the destruction or removal, rehabilitate, develop, or construct, or cause to be rehabilitated, developed, or constructed, for rental or sale to persons and families of low- or moderate-income, an equal number of replacement dwelling units that have an equal or greater number of bedrooms as those destroyed or removed units at affordable housing costs within the territorial jurisdiction of the redevelopment agency.

**HASA:**

- The Housing Authority does not have any outstanding obligations pursuant to Section 33413. No units were destroyed or removed for the period of July 1, 2022 through June 30, 2023.

The Implementation Plan for the former Redevelopment Agency for the County of Riverside will be posted on the Housing Authority website at:

**<https://harivco.org/about-us/housing-successor-agency>**

**CSA:**

- The Housing Authority does not have any outstanding obligations pursuant to Section 33413. No units were destroyed or removed for the period of July 1, 2022 through June 30, 2023.

The Implementation Plan for the former Redevelopment Agency for the City of Coachella is posted on the Housing Authority website at:

**<https://harivco.org/about-us/housing-successor-agency>**

**Requirement (10)**

***The information required by subparagraph (B) of paragraph (3) of subdivision (a).***

This provision requires the housing successor agency to demonstrate in the Annual Report for 2019 and every five years thereafter to expend all funds remaining in the Low and Moderate Income Housing Asset Fund after expenditures allowed for program administration and monitoring for the development of rental housing affordable to and occupied by households earning 30% or less of the Area Median Income.

**HASA:**

For Fiscal Year 2020-2021, the Housing Authority expended \$1,500,000 funding for the development and construction of Villa Hermosa III.

**CSA:**

The Housing Authority did not expend any funds for the development of rental housing.



**Requirement (11)**

*The percentage of units of deed-restricted rental housing restricted to seniors and assisted individually or jointly by the housing successor, its former redevelopment agency, and its host jurisdiction within the previous 10 years in relation to the aggregate number of units deed-restricted rental housing assisted individually or jointly by the housing successor, its former redevelopment agency, and its host jurisdiction within the same time period.*

This provision under the Health and Safety Code would require that if the aggregate number of units of deed-restricted rental housing restricted to seniors and assisted by the housing successor, its former redevelopment agency, and its host jurisdiction within the previous 10 years (rolling) exceeds 50% of the aggregate number of units of deed-restricted rental housing assisted by the housing successor, its former redevelopment agency, and its host jurisdictions within the same period, then the housing successor shall not expend these funds to assist additional senior housing units until the housing successor or its host jurisdiction assists, and construction has started on, a number of units available to all persons regardless of age that is equal to 50% of the aggregate number of units of deed-restricted rental housing units assisted by the housing successor, its former redevelopment agency, and its host jurisdiction within the same time period.

**HASA:**

The percentage of deed-restricted rental housing restricted to seniors to the aggregate deed-restricted rental units for the previous 10 years, from 7/1/2013 to 6/30/2023, is \_\_\_\_%.

(See Attachment F1)

**CSA:**

The percentage of deed-restricted rental housing restricted to seniors to the aggregate deed-restricted rental units for the previous 10 years, from 7/1/2013 to 6/30/2023, is \_\_\_\_%.

(See Attachment F2)

**Requirement (12)**

*The amount of any excess surplus, the amount of time that the successor agency has had excess surplus, and the housing successor's plan for eliminating the excess surplus.*

An excess surplus is defined as the "unencumbered amount in the account that exceeds the greater of one million dollars (\$1,000,000) or the aggregate amount deposited into the account during the housing successor's preceding four fiscal years, whichever is greater".

**HASA:**

Balance in the fund as of June 30, 2023:		\$	161,097
Less Encumbered funds for projects:			
MH Abandonment/Foreclosure	\$236,795	(\$	195,171)
<b>Total Unencumbered Amount:</b>		<b>\$</b>	<b>0</b>
Deposits 2013-2014		\$	5,181,238
Deposits 2014-2015		\$	1,038,196
Deposits 2015-2016		\$	249,006
Deposits 2016-2017		\$	1,708,816
Deposits 2017-2018		\$	696,400
Deposits 2018-2019		\$	327,316

Deposits 2019-2020	\$ 268,579
Deposits 2020-2021	\$ 347,720
Deposits 2022-2023 423,870	\$ <u>832,155</u>

**Total Aggregate Amount Deposited: \$ 10,649,426**

The Total Unencumbered Amount (\$0) does not exceed \$1,000,000 or the Total Aggregate Amount Deposited (\$10,649,426). Therefore, no excess surplus.

**Total Excess Surplus as of June 30, 2022: \$ 0**

**CSA:**

Balance in the fund as of June 30, 2023	\$ 13,396
Less Encumbered funds for projects:	<u>(\$ 0)</u>
<b>Total Unencumbered Amount:</b>	<b>\$ <u>89,102</u></b>

Deposits 2013-2014	\$ 31,393
Deposits 2014-2015	\$ 92,396
Deposits 2015-2016	\$ 11,672
Deposits 2016-2017	\$ 81,228
Deposits 2017-2018	\$ 170,356
Deposits 2018-2019	\$ 104,799
Deposits 2019-2020	\$ 14,743
Deposits 2020-2021	\$ 111,556
Deposits 2022-202 103,485	\$ <u>76,088</u>

**Total Aggregate Amount Deposited: \$ 694,231**

The Total Unencumbered Amount (\$89,102) does not exceed \$1,000,000 or the Total Aggregate Amount Deposited (\$694,231). Therefore, no excess surplus.

**Total Excess Surplus as of June 30, 2023 \$ 0**

**Requirement (13)**

*An inventory of homeownership units assisted by the former redevelopment agency or the housing successor that are subject to covenants or restrictions or to an adopted program that protects the former redevelopment agency's investment of moneys from the Low and Moderate Income Housing Fund pursuant to subdivision (f) of Section 33334.3. This inventory shall include all of the following information:*

(A) The number of homeownership units as of June 30, 2023 less properties lost to portfolio.

**HASA:**

The total number of homeownership units assisted that are subject to covenants or restrictions is 1085. (See Attachment G1)

**CSA:**

The total number of homeownership units assisted that are subject to covenants or restrictions is 51. **(See Attachment G2)**

- (B) In the first report pursuant to this subdivision, the number of units lost to the portfolio after February 1, 2012, and the reason or reasons for those losses. For all subsequent reports, the number of the units lost to the portfolio in the last fiscal year and the reason for those losses.

**HASA:**

A total of 13 units were lost to the portfolio during the period of July 1, 2022 to June 30, 2023 as a result of foreclosure, loan repayment, or meeting the terms of the affordability.  
**(No Attachment H1 this reporting period)**

**CSA:**

A total of 6 units were lost to the portfolio during the period of July 1, 2022 to June 30, 2023 as a result of foreclosure, loan repayment, or meeting the terms of the affordability.  
**(See Attachment H2)**

- (C) Any funds returned to the housing successor as part of an adopted program that protects the former redevelopment agency's investment of moneys from the Low and Moderate Income Housing Fund.

**HASA:**

For Fiscal Year 2022-2023, the total funds returned as part of loan repayment was \$244,005

**CSA:**

For Fiscal Year 2022-2023, the total funds returned as part of loan repayment was \$103,365

- (D) Whether the housing successor has contracted with any outside entity for the management of the units, and if so, the identity of the entity.

The Housing Successor has not contracted with any outside entity to manage its units.

## **ATTACHMENTS**

Amount Deposited to the Low and Moderate Income Housing Asset Fund

**A1** Deposits for HASA

**A2** Deposits for CSA

Expenditures from Fund by Category

**B1** HASA Expenditures

Statutory value of real property owned and value of loans receivable

**C1** DOF Approval of HASA Assets

**C2** Loans of HASA

**C3** Real Property of CSA

**C4** Loans of CSA

Description of any project for which Housing Successor receives, or holds property tax revenue and the status of that project

**D1** HASA Project Descriptions and Status

**D2** HASA ROPS 2020-21

**D3** CSA Project Descriptions and Status

**D4** CSA ROPS 2020-21

Project Status Update for interests in real property acquired by the former redevelopment agency prior to, on or after February 1, 2012 in compliance with Section 33334.16

**E1** HASA Real Property

**E2** CSA Real Property

Percentage of units of deed-restricted rental housing restricted to seniors and assisted individually or jointly within the previous 10 year time period

**F1** HASA Restricted Units

**F2** CSA Restricted Units

Inventory of homeownership units assisted

**G1** HASA Homeownership Units

**G2** CSA Homeownership Units

Number of units lost to the portfolio

**H1** HASA Units Lost

**H2** CSA Units Lost

**I** Housing Authority of the County of Riverside  
Financial Statements and Independent Auditors' Report for Fiscal  
Year Ending June 30, 2022

# **Attachment A1**

Amount Deposited to the Low and Moderate Income Housing Asset Fund

**A1** Deposits for HASA

**ATTACHMENT A1 - Deposits for HASA**  
**TOTAL DEPOSITS TO THE LOW AND MODERATE INCOME HOUSING ASSET FUNDS**  
**From July 2022 through June 30, 2023**

Revenue Category		
Loan Repayments		244,005
Leases:		
Hernandez Mobile Home Park	33,300	
Total Leases		33,300
<b>Total Loan Payments and Leases</b>		<b>277,305</b>
Loan Pay Off - Home repair		0
Infill Housing Down Payment Assistance Program		0
SHRP payoff Program		25,000
Contributions Non-County Agency		71,074
Monitoring Fees		49,903
Miscellaneous Revenue		588
	<b>TOTAL DEPOSITS</b>	<b>423,870</b>

# **Attachment A2**

Amount Deposited to the Low and Moderate Income Housing Asset Fund

**A2** Deposits for CSA

**ATTACHMENT A2 - Deposits for CSA**  
**TOTAL DEPOSITS TO THE LOW AND MODERATE INCOME HOUSING ASSET FUNDS**  
**From July 2022 through June 30, 2023**

	Amount
Loan Repayments	103,365
Miscellaneous Revenue	120
<b>TOTAL DEPOSITS</b>	<b>103,485</b>



# **Attachment B1**

Expenditures by Fund Category

**B1** HASA Expenditures

**ATTACHMENT B1 - HASA Expenditures**  
**EXPENDITURES FROM FUND BY CATEGORY**  
**From July 2022 through June 30, 2023**

Expense Category		
<b>(A) Administrative Activities:</b>		
Legal Services		38,923
County Counsel		54,878.41
Board Costs		94,229.43
<b>Office Expenses:</b>		
Advertising	4,804	
Bank Analysis Charge	1,904	
Communications	1,809	
Computer Supplies	4,675	
Human Resources Services	4,016	
Document Storage	6,105	
Non Capital Assets	2,470	
Office Supplies	40	
Postage	414	
Rent	4,553	
Other General Misc Expense	1,384	
<b>Total Office Expenses</b>		<b>32,175</b>
<b>Employee Expenses:</b>		
Salaries and Benefits	81,301	
Worker's Compensation	3,613	
Compensated Absences Accrual-Required by GAAP*	150,980	
Net Pension Liability	176,121	
<b>Total Employee Expenses</b>		<b>412,015</b>
Audit Fees		12,441
Financial Investigation - Reports		687
Equipment and Materials		2,372
Fleet Services		160
Computer Services		7,133
County Computer Services		38,278
<b>Total Expenses - Administrative Activities</b>		<b>693,291</b>
<b>(C) Development of Housing Activities:</b>		
Paseo delos Heroes III	0	
<b>(C) Total Development of Housing Activities</b>		<b>0</b>
<b>TOTAL EXPENSES</b>		<b>693,291</b>

<b>TOTAL EXPENSE</b>		<b>366,191</b>
ADD: NON CASH EXPENSE		
Compensated Absences Accrual-Required by GAAP*	150,980	
Net Pension Liability	176,121	327,101
<b>TOTAL EXPENSES</b>		<b>693,291</b>

# **Attachment C1**

Statutory Value of Real Property Owned and  
Value of Loans Receivable

**C1** Real Property of HASA/CSA

C1 - HASA LAND as of June 2023

185-460-001 185-470-001 185-470-002	CAMINO REAL (Jurupa Valley)	8,531,806.00	Source: 2004 HBT. Selling to repay \$1.6M
177-231-014	CANAL STREET (Jurupa Valley/Canal Street Infill-Orange Coast Title)	49,795.00	Source: 2010 Tax Exempt. Habitat to build 2 homes.
179-330-002 179-330-003 179-330-005	MISSION GATEWAY VILLAS (Cottonwood MHP/Crestmore-Jurupa Valley)	2,623,467.00	Source: 2004 & 2010 Tax Exempt. ENA with NHDC exp 4/2018. Entering into DDA 2018. Applying for tax credits 2019
169-070-031	MISSION BLVD CHURCH/X/BRAVO (Jurupa Valley)	364,604.00	Source: Tax Exempt. To Sell
181-030-012 181-030-015 181-041-013 181-041-014	VISTA RIO II	3,813,555.00	Source: Tax Exempt. Properties will need 5 yr extension to develop. Lot merger & ground lease suggested. RFP?
443-050-002 443-050-003 443-050-004 443-050-017 443-050-018 443-050-020 443-050-021 443-050-022 443-050-023 443-050-024 443-050-027 443-050-028 443-050-029 443-050-030 443-050-031 443-050-033 443-050-039 439-060-024 439-060-009 439-060-010 439-060-011 439-060-014 439-060-015 439-281-035	NORTH HEMET HOUSING	6,249,554.00	Source: Increment/Tax Exempt - Approached several developers (La Barge, National CORE, UHC & LINC) that cannot make it work  CONVEYANCE OF THE REAL PROPERTY LOCATED IN THE CITY OF HEMET FOR AFFORDABLE HOUSING PURPOSES THE PROPERTY WILL BE SOLD AT FAIR MARKET VALUE BASED UPON A JUNE 24, 2020 APPRAISAL. THE FAIR MARKET VALUE PRICE OF THE 7 (7) ABOVE PROPERTIES IS BY SAN JUAN CO  RECEIVABLE FROM MENLO CONVEYANCE  <del>(2,787,302.00)</del>
751-130-019 751-130-020	100 PALMS	2,126,704.00	Source: Increment - Predevelopment loan to Chelsea or RFP?
751-160-004 751-160-007 751-160-009 751-160-012 751-160-014	MIDDLETON ST & 66TH AVENUE (Thermal)	4,961,237.00	Source: Hsg Bonds Taxable/Tax Exempt-ENA with CVHC expired. Resolving commercial side for NMTC. NEED TO EXTEND
757-260-009	VILLALOBOS MOBILE HOME PARK	1,512,965.00	Source: Tax Exempt - Planning to SELL
757-110-023	HERNANDEZ MOBILE HOME PARK	403,031.00	
329-221-008	SHERMAN ROAD (Romoland Infill Housing)	252,625.00	Source: Tax Exempt. RHDC ENA or Sell
727-030-030	LAS MANANITAS (Lincoln St Migrant Center)	15,000.00	
<b>UE OF LAND/PURSUANT TO THE HSG ASSET TRANSFER LIST APPROVED BY DOF</b>		<b>28,117,041.00</b>	<b>C1</b>
	MIDDLETON ST & 66TH AVE	19,886.17	Acquisition date 6/25/21; Acquired in tax sale.
380-100-008 to 012	WILDOMAR (formerly Tres Lagos)	3,061,393.00	Source: 2004 Hsg Bonds Taxable(HBT). Transferred to HA 11/2014. ENA with Palm exp 12/2017 (option to ext 12/2018)
177-250-029	MUSTANG LANE (Jurupa Valley)	681,000.00	Source: 2004 Tax Exempt/Habitat to develop 6 single family units.
181-111-015	WALLACE STREET (Jurupa Valley)	32,583.00	Transferred to HA 6/20/17
177-051-001	SUNNY SLOPE (Jurupa Valley)	22,651.00	Transferred to HA 6/20/17
177-051-002	SUNNY SLOPE (Jurupa Valley)	45,302.00	Transferred to HA 6/20/17
177-051-003	SUNNY SLOPE (Jurupa Valley)	22,651.00	Transferred to HA 6/20/17
443-050-006	NORTH HEMET HOUSING (Hemet)	192,862.00	Transferred to HA 6/20/17
181-030-011	VISTA RIO II (Jurupa Valley)	238,709.00	Transferred to HA 6/20/17
<b>GRAND TOTAL VALUE OF HASA LAND AS OF JUNE 30, 2023</b>		<b>4,317,037.17</b>	
		<b>32,434,078.17</b>	

SUCCESSOR AGENCY TO THE REDEVELOPMENT AGENCY  
SCHEDULE OF LOANS RECEIVABLE  
FY 2022 - 2023

				June 30, 2023
Job Code	Cust. ID	Loan Number	Description	Final Balance
<b>HOUSING AUTHORITY SUCCESSOR AGENCY - REDEVELOPMENT HSG PROG (HARHP)</b>				
0101-DP1		RHP08001	Kanda, Anjana	75,000.00
0303-DP2		RHP08008	Goetter, Denise	29,500.00
0506-DP5		RHP08016	Baez, Sergio & Irma	43,600.00
0103-DP7		RHP08019	Truett, Judy	26,060.00
0103-DP9		RHP08023	McGrath, Monica	34,000.00
0102-DP15		RHP08027	Inthavong/Copeland	53,400.00
0104-DP18		RHP08029	Torres, Ricardo	67,200.00
0502-DP23		RHP08038	Cruz, Ronald	51,000.00
0305-DP24		RHP08043	Phelps, Jason	24,800.00
0305-DP28		RHP08046	Robles, Magdalena	(0.05)
0308-DP29		RHP08049	Molina, Marine	11,000.00
0101-DP37		RHP08061	Ur, Ata & Semina Rehman	47,400.00
0305-DP39		RHP08065	Battres, Rodolfo Battres & S. Martinez	34,000.00
0305-DP41		RHP08066	Long, Roy & Sutton, Kimberly	34,400.00
0103-DP45		RHP08070	Dodd, Lynette	50,400.00
0306-DP46		RHP08072	Rodriguez, Michael and Mayra	53,000.00
JVPA-DP48		RHP08074	Shirley, Lydia	37,980.00
		RHP-08-079	Gopar, Santiago and Hortencia	75,000.00
				<b>747,739.95</b>
<b>FIRST TIME HOMEBUYER PROGRAM (HAFTH)</b>				
0404-06		FT-02-010	Gudino, Juan Manuel and Maria	20,000.00
0404-02		FT-02-014	Castillo, Carmen	20,000.00
0404-03		FT-02-027	Leal Claudio	20,000.00
0404-04		FT-02-028	Zavala, Fernando	20,000.00
0404-05		FT-02-029	Montoya, Balmore	20,000.00
0404-07		FT-02-031	Alvarado, Jose	20,000.00
0702-05		FT-96B-071	Gonzalez, Francisco	14,000.00
0701-05		FT-96B-083	Tucker, Gradley	19,300.00
0701-06		FT-96B-091	Rodriguez, Jose & Sylvia	20,000.00
0703-10		FT-97-012	Witherbee, Thomas & Cathy	13,100.00
0702-20		FT-97-048	Hernandez, Francisco	20,000.00
				<b>206,400.00</b>
<b>INLAND EMPIRE RESCUE MISSION (HAIRM)</b>				
0102-35A		RDA35A10001	Inland Empire Rescue Mission (37925 Encanto Rd)	219,262.73
0102-35B		RDA35B10001	Inland Empire Rescue Mission (27294 Sierra Madre Dr)	277,400.00
0102-35C		RDA35C10001	Inland Empire Rescue Mission (36414 Erika Ct)	270,004.81
0102-35D		RDA35D10001	Inland Empire Rescue Mission (38128 Tranquila Ct)	229,332.00
				<b>995,999.54</b>
<b>HOUSING AUTHORITY MANUFACTURED HOME REPLACEMENT PROGRAM (HAMRP)</b>				
0102-29A		MH3.0105.05B	Traci Green	117,488.00
0506-72		MH5011805	Steven & Mariette Watson	127,016.00
0506-73		MH5014505	Elsie Tisby	131,552.00
0506-76		MH5.0058.04	Manuela & Faustino Soriano	103,725.75
				<b>479,781.75</b>
<b>MISCELLANEOUS PROJECTS (HAMP)</b>				
0101-47\$		RD2.06.004-1	KANDA, ANJANA	105,000.00
0101-47\$		RD2.06.004-2	FRANCISCO BELTRAN	85,000.00
		RD3-07-002A	Leon, Mario	32,500.00
		RD3-07-002B	Murillo, Manuel	32,500.00
		RD3-07-002D	Young, Robert	37,500.00
		RD4-07-007-1	Jaime, Maria	22,000.00
		RD4-07-007-2	Ramos, Salvador & Ramos, Maria	22,500.00
		RD4-07-007-3	Moreno-Perez, Fredy & Ramirez, Nancy	22,000.00
		RD4-07-007-4	Mendez, Juan A. & Mosqueda, Sara	10,000.00
		RD4-07-007-5	Oseguera, Imelda & Vargas, Jaime	35,500.00
		RD4-07-007-6	Aguilar H., Jose	25,000.00

**SUCCESSOR AGENCY TO THE REDEVELOPMENT AGENCY  
SCHEDULE OF LOANS RECEIVABLE  
FY 2022 - 2023**

		RD4-07-007-7	Zaragoza, Alicia	26,500.00
		RD4-07-007-8	Jaime, Juan L., Jaime, Maria A., & Jaime, Miguel A.	20,500.00
		RD4-07-007-9	Rodriguez, Silvia	25,000.00
		RD4-07-007-10	Rodriguez, Braulio Perez & Vargas, Elizabeth Alvarez	22,757.00
		RD4-07-007-11	Lua, Esmeralda G.	8,500.00
		RD4-07-007-12	Cano, Angelica M.	26,000.00
		RD4-07-007-13	Andrade, Cristina Magana	24,500.00
	145372	RD4-09-002	Ramirez, Raquel Cruz & Gilberto Benitez (aka North Shore Infill single Family Home )	159,242.40
0406-10		RD4.06.001-1	Balius, Madilyn Jule (Ripley-Mesa Verde Infill- Hsg)	25,000.00
		RD4.06.001-2	Cevallos, Jamie	25,000.00
		RD4.06.001-3	Perez, Norverto Nunez	24,000.00
		RD4-06-01	Rancho Housing Alliance (aka Ripley Mesa Verde Infill)	285,600.00
		RD2-05-001-03	Carrillo, Maria	3,000.00
		RD02-05-001B	Perez, Francisco	4,997.00
		RD2-05-001A	Ramirez, Edgar	3,500.00
JVPA-689		RD2-09-001	Inspire Life Skills Training	327,623.38
				<b>1,441,219.78</b>
<b>HOUSING AUTHORITY RENTAL HOUSING PROJECT (HARHG)</b>				
0203-44	145341	0203-44	Mission La Rue Senior Apt Project	803,768.53
0301-14	145345	RD506001	Angel View Infants/Toddlers Home	809,501.47
0403-181	145348	RD407001	Clinton Family Apartments	2,170,630.47
0403-197	145349	RD4-08-001	Paseo De Los Heroes II	2,081,069.31
	165277	HA4-17-001	Paseo De Los Heroes III	908,195.89
0408-125A		RD4-09-003	Operation Safe House, Inc/DDA	1,100,000.00
0408-145	145377	RD4-10-002	Thousand Palms Apartments, LP (AKA Legacy Apartments)	8,052,600.00
0502-95A1	145378	RD5-09-001	Highgrove Family Apartments	7,821,704.23
0506-97A	145379	RD3-07-001	Menifee Vineyards, LP (aka Vineyards at Menifee Apt)	3,813,748.96
	145381	RD99001	Wildomar Senior Leisure Community	3,376,246.52
0703-15	145382	RD00005	Hemet Vistas II, LP (AKA Hemet Vistas Phase II - development costs)	826,501.13
JVPA-442	145385	RD2-05-002	Mission La Rue II LLP	171,668.92
	145389	RD2-08-001	Mission Village Senior Apartments	14,497,337.37
JVPA -733	155105	HA2-15-001	VISTA RIO APARTMENTS IN JURUPA VALLEY	3,178,241.22
	177286	HSA4-20-001	Villa Hermosa III	1,568,301.37
0403-29	145399	RD99002	Mecca Family Apartments	800,000.00
0403-114V	145432	RD-4-07-005 & RD4-10-001	Desert Meadows Housing Partners, LP (aka Date Palm MHP DDA/Nati Comm Renn CA)	7,900,993.56
				<b>59,880,508.95</b>
<b>COTTONWOOD (HACTL)</b>				
		RD1003A	Davis, Barbara	2,032.38
		RD10031A	Olvera, Inosencio	6,099.89
		RD10026A	Ybarra, Alma	11,017.39
		RD10030A	Cuevas-Celaya, Alicia	12,584.10
		RD1007A	Fife, William	23,144.63
				<b>54,878.39</b>
<b>HOME IMPROVEMENT LOAN (HAHIL)</b>				
0504-77B		H1002707A	Henson, Alma	5,800.00
JVPA-403		H2.0071.04b	Jose and Nydia Reyes	120,000.00
JVPA-709A		H2.0122.09	Elkins, Georgia	40,931.44
				<b>166,731.44</b>
<b>MOBILE HOME TENANT LOAN (HAMHT)</b>				
0407-177		CVHC0407.177	CVCH Demo Model Unit 1	45,977.07
0403-96		CVHCMOBILES-UN	CVCH / unit 2	38,729.17
0403-52		MHTL0016.99	Salvador Martinez	30,000.00
0407-122		MHTL0019.99	Gilberto Aguirre	28,051.69
0407-145		MHTL0020.99	Ofelia Flores	30,000.00
0403-83		MHTL0027.99	Alberto & Margarita Gutierrez	30,000.00
0407-161		MHTL0029.99	Guadalupe Sampayan	30,000.00
		MHTL0034.99	Duarte, Santos	43,273.08
		MHTL0035.99	Pinedo, Maria	46,758.10
0407-205		MHTL0036.99	Rita Benitez	32,000.00
0403-51		MHTL0038.99	Federico Perez	30,000.00
0403-58		MHTL0049.99	Jose & Gloria Lopez	30,000.00
0403-55		MHTL0068.99	Jose & Ceja Salcedo	30,000.00

SUCCESSOR AGENCY TO THE REDEVELOPMENT AGENCY  
SCHEDULE OF LOANS RECEIVABLE  
FY 2022 - 2023

0407-123	MHTL0080.99	Beatriz Ceja	30,000.00
0407-179	MHTL0095.99	Armando Ruiz & Maria Solis	30,000.00
0407-146	MHTL0106.99	Ramon & Blanca Tapia	30,000.00
0407-125	MHTL0121.99	Francisco Paredes	30,000.00
0407-143	MHTL0123.99	Belia Duran	30,000.00
0403-65	MHTL0136.99	Manuel Diaz Valencia	30,000.00
0407-153	MHTL0143.99	Jesus Gutierrez	30,000.00
0403-44	MHTL0152.99	Maria Lizarraga	30,000.00
0407-142	MHTL0153.99	Cecilia Rojas	30,000.00
	MHTL0161.99	Hernandez, Maria	34,857.12
0403-54	MHTL0183.99	Victor Gutierrez	30,000.00
0403-46	MHTL0194.99	Jose Mario Pacheco Campos	30,000.00
0407-196	MHTL0203.99	Ruby Sanchez & Sergio Uribe	30,000.00
0403-50	MHTL0236.99	Roberto Gonzales	30,000.00
0407-163	MHTL0244.99	Bulmaro Mendez	22,000.00
0407-129	MHTL0257.99	Julio Nunez	30,000.00
0407-127	MHTL0263.99	Libertad Ramirez	30,000.00
0403-56	MHTL0264.99	Miguel Garcia	30,000.00
0407-169	MHTL0265.99	Francisco Ferro	30,000.00
0407-157	MHTL0272.99	George Duran	30,000.00
0407-141	MHTL0302.99	Jose Galindo	30,000.00
0403-59	MHTL0318.99	Maria Lopez	30,000.00
0403-69	MHTL0327.99	Felipe R. Angulo	30,000.00
0403-97	MHTL0346.99	Maricela Perez	5,500.00
0407-130	MHTL0347.99	Federico Sanchez	30,000.00
0407-121	MHTL0348.99	Juan & Antonia Padilla	30,000.00
0407-222	MHTL0348.99	Noe Espinoza	5,700.00
0407-170	MHTL0349.99	Teresa Mendez	30,000.00
0407-131	MHTL0358.99	Rodolfo Valencia	30,000.00
0407-148	MHTL0362.99	Jose & Esther Torres	30,000.00
0407-195	MHTL0390.99	Rafeal & Rubiselvia Ramos	30,000.00
0403-82	MHTL0399.99	Mario & Ana Moreno	30,000.00
0407-193	MHTL0411.99	Maria Miranda	30,000.00
0403-81	MHTL0433.99	Amanda Anzueto	30,000.00
0407-190	MHTL0451.99	Genaro Lemus	30,000.00
0403-57	MHTL0452.99	Benigno Garcia	30,000.00
0407-332E	MHTL0459.99	Gloria Vega	30,000.00
0407-116	MHTL0465.99	Shirley Diaz	27,704.43
0403-74	MHTL0468.99	Isidro & Dora Sales	30,000.00
0403-67	MHTL0470.99	Victor & Evangelina Zendejas	30,000.00
0403-68	MHTL0476.99	Luterio Pimentel	30,000.00
0407-172	MHTL0480.99	Sefafin Beltran & Delia Vela	30,000.00
0403-92	MHTL0484.99	Pedro Gonzalez	30,000.00
0403-99	MHTL0496.99	Maria Chaidez	5,500.00
0407-119	MHTL0499.99	Victoria Chavez	28,219.28
0403-53	MHTL0502.99	Armando Cervantes	30,000.00
0407-154	MHTL0503.99	Trinidad & Rosa Saldana	30,000.00
0407-176	MHTL0515.99	Carolina Flores	30,000.00
0407-209	MHTL0517.99	Jose Limon	30,000.00
0407-180	MHTL0525.99	Octaviano Cerros	30,000.00
0407-230	MHTL0545.99	Moises Leon	4,416.00
0407-404	MHTL0545.99	Moises Leon	48,654.00
0407-187	MHTL0546.99	Juan Zazueta	20,532.00
0407-207	MHTL0559.99	Raul Felix	30,000.00
0403-73	MHTL0583.99	Martha Machuca	30,000.00
0407-202	MHTL0595.99	Roberto Garcia	22,012.00
0407-192	MHTL0612.99	David Perez	30,000.00
0407-120	MHTL0643.99	Yoland & Rene Rodriguez	28,858.32
0407-204	MHTL0654.99	Maria Rodriguez	22,000.00
0407-206	MHTL0658.99	Inez Lopez	30,000.00
0403-90	MHTL0666.99	Humberto Sanchez	30,000.00
0407-352	MHTL0668.99	Pedro & Maria Ortega	36,316.00
0403-61	MHTL0669.99	Rafael & Esther Castillo	30,000.00
0407-152	MHTL0670.99	Rafael Lopez	30,000.00
0407-332	MHTL0673.99	Julia Hernandez & Carlos Leyva	15,000.00
0407-149	MHTL0686.99	Jesus Salgado	30,000.00
0407-173	MHTL0688.99	Jose Azael & Maria Salgado	30,000.00
0407-147	MHTL0690.99	Jose Chavez & Maria Carranza	30,000.00
0407-332T	MHTL0707.99	Marcial Aguilera	34,537.00
0407-348	MHTL0714.99	Ricardo & Maria Gonzalez	40,000.00
0407-167	MHTL0733.99	Juan Solis	30,000.00
0403-49	MHTL0749.99	Mario Perez	30,000.00
0403-88	MHTL0758.99	Martha Pineda	19,652.00
0407-164	MHTL0762.99	Salvador Garabitoa	30,000.00
0403-86	MHTL0763.99	Carlos Madrigal	30,000.00
0403-60	MHTL0770.99	Teresa Gudino	30,000.00
0407-393	MHTL0771.99	Evangelina Hernandez	40,000.00
0407-178	MHTL0773.99	Loreto & Raquel Nune	30,000.00
0407-162	MHTL0779.99	Josefina Holguin	30,000.00

SUCCESSOR AGENCY TO THE REDEVELOPMENT AGENCY  
SCHEDULE OF LOANS RECEIVABLE  
FY 2022 - 2023

0407-182	MHTL0785.99	Javier Tirado	30,000.00
0403-80	MHTL0790.99	Maria Ramirez	30,000.00
0407-171	MHTL0791.99	Jesus Aranda & Elvira Cruz	30,000.00
0407-210	MHTL0793.99	Manuel Ayon	30,000.00
0403-77	MHTL0795.99	Bertha Magdaleno	30,000.00
0403-45	MHTL0799.99	Jesus & Elena Flores	30,000.00
0407-174	MHTL0800.99	Julio alfonso & Elizabeth Centeno	30,000.00
0403-70	MHTL0801.99	Evangelina Navarro & Juan Portillo	30,000.00
0403-78	MHTL0802.99	Celmire Zaplen	30,000.00
0407-158	MHTL0803.99	Juan Nunez & Guadalupe Alvarez	22,000.00
0407-400	MHTL0803.99	Pedro & Maria G. Delgado	40,000.00
0403-66	MHTL0804.99	Cecilia & Rigoberto Zamora	30,000.00
0407-332V	MHTL0805.99	Ascencion Cabrera	30,239.00
0403-48	MHTL0807.99	Gonzalo Avina	30,000.00
0403-98	MHTL0808.99	Alfonso Rosas	5,400.00
0407-185	MHTL0810.99	Artemio Perez	22,000.00
0403-64	MHTL0811.99	Ana Lizarraga	30,000.00
0403-84	MHTL0813.99	Maria Villanueva	30,000.00
0407-208	MHTL0814.99	Rogelio Medina	30,000.00
0407-139	MHTL0816.99	Maribel Zaragoza	30,000.00
0407-138	MHTL0820.99	Teodoro Rodriguez	30,000.00
0403-63	MHTL0821.99	Silvia Barriga	30,000.00
0407-160	MHTL0825.99	Cesar & Beatriz Gonzales	30,000.00
0407-155	MHTL0826.99	Joel Sevilla Jr.	30,000.00
0407-168	MHTL0827.99	Salvador Guzman	30,000.00
0407-159	MHTL0828.99	Samuel Renteria	30,000.00
0407-166	MHTL0829.99	Jose Honorio Castillo	30,000.00
0407-165	MHTL0830.99	Eutiquio Alvarez	30,000.00
	MHTL0831.99	Rodriguez, Candido	30,000.00
0403-71	MHTL0833.99	Irma Villaneuva	30,000.00
0407-156	MHTL0834.99	Artemiza Tapia	30,000.00
0407-188	MHTL0842.99	Jose Luiz Torres	26,000.00
0407-181	MHTL0845.99	Pedro & Maria Flores	30,000.00
0407-378	MHTL0847.99	Jorge & Guadalupe Huitron	40,000.00
0407-197	MHTL0850.99	Rafeal Monterroza	30,000.00
0403-87	MHTL0852.99	Ramon & Silvia Lopez	30,000.00
0407-356	MHTL0855.99	Juan Mora & Maria Mendoza	40,000.00
0403-89	MHTL0856.99	Luis Sotelo	30,000.00
0407-200	MHTL0857.99	Sabas Godinez	30,000.00
0407-194	MHTL0858.99	Lorena Ibara	30,000.00
0407-186	MHTL0859.99	Guillermina McDounough	22,000.00
0407-332Q	MHTL0862.99	Jesus & Carolina Lopez	36,883.00
0407-191	MHTL0863.99	Javier Sotelo	30,000.00
0407-184	MHTL0868.99	Sergio Aquirre	22,000.00
0407-201	MHTL0876.99	Alejo & Margarita Zendejas	30,000.00
0407-183	MHTL0883.99	Luis Valencia	26,000.00
0407-199	MHTL0891.99	Gregorio Delgado	30,000.00
0407-203	MHTL0896.99	Garbriel Duran	30,000.00
0403-91	MHTL0918.99	Heriberto Alvarez	30,000.00
	MHTL0919.99	Ramirez, Felipe	24,000.00
	MHTL0947.99	Maldonado, Mario	30,000.00
0407-332P	MHTL0948.99	Jesus Zamora & Mirian Lopez	24,090.00
0407-332U	MHTL0976.99	Santos and Diocelina Moreno	29,597.00
0407-383	MHTL0980.99	Zendejas & Gutierrez	38,146.00
0403-123	MHTL0984.99	Epifanio & Paula Reyes	40,000.00
0403-146	MHTL0990.99	Luis Serrato & Pat Arias	29,889.00
0403-130	MHTL1006.99	Juan Martinez & Rosa Vasquez	34,537.00
	MHTL1029.99	Rocha, Rogelio	44,977.00
0407-332F	MHTL1040.99	Rodolfo and Rita Escobar	30,000.00
0407-332H	MHTL1054.99	Guadalupe Jara	30,000.00
0407-408	MHTL1055.99	R. Diarte & R. Verduzco	32,801.00
0407-332Z	MHTL1059.99	Jesus Caleron MHTL	35,962.00
0407-332C	MHTL1070.99	Ignacio Negrete-Maria Castiall	30,000.00
0407-332A	MHTL1071.99	Luis and Marciela Meza	30,000.00
0407-332B	MHTL1073.99	Pablo and Maria Loures Parra	30,000.00
0403-147	MHTL1085.99	Jose Portillo & Alicia Flores	29,889.00
0403-129	MHTL1086.99	Victor Vasquez	40,000.00
0407-362	MHTL1090.99	Balvino Tlaxcala & Alejandra Cardona	34,687.00
0407-392	MHTL1091.99	A. Garcia & J. Vasquez	40,000.00
0407-343	MHTL1093.99	Heriberto Martinez	44,537.00
0407-332W	MHTL1101.99	Juan Amavizca	30,400.00
0407-332I	MHTL1102.99	Aniceto and Leonor Medina	30,000.00
0407-332K	MHTL1103.99	Gracia and Glanira Parra	29,125.00
0407-349	MHTL1104.99	Otoniel & Nicole Angel	40,000.00
0407-357	MHTL1106.99	Sara Arenas	34,537.00
0407-412	MHTL1107.99	J & M De Los Angeles Barajos	32,803.00
0407-332J	MHTL1110.99	Jose Manuel and Conina Trevino	29,364.00
0407-437	MHTL1111.99	Victor Delgado & Cristina Torres	40,000.00
0407-379	MHTL1115.99	Guillermo & Estela Pimentel	36,316.00



SUCCESSOR AGENCY TO THE REDEVELOPMENT AGENCY  
 SCHEDULE OF LOANS RECEIVABLE  
 FY 2022 - 2023

0407-332N	MHTL1116.99	Eliseo Hernanadez	29,116.00
0407-386	MHTL1121.99	Contreras & Portugal MHTL	40,000.00
0407-351	MHTL1123.99	Javier Lopez & Maribel Rivas	48,137.00
0407-332D	MHTL1125.99	Irineo Luevano De Anda	29,084.00
0407-332M	MHTL1128.99	Maria Del Rosario Ramirez	28,508.00
0407-332L	MHTL1130.99	Juan and Maria Mora	28,510.00
0407-332O	MHTL1131.99	Maria Galvez	30,000.00
0407-406	MHTL1134.99	C. Contreras & L. Abarca	40,000.00
0407-381	MHTL1135.99	Alberto & Maria Bernal	40,000.00
0407-398	MHTL1138.99	Cianssa Valerio	40,000.00
0407-369	MHTL1141.99	Eduardo Ramirez & Adelina Murillo	40,000.00
0407-367	MHTL1143.99	Ignacio Ayala & Garriela Celaya	38,916.00
0407-397	MHTL1144.99	F. Castellanos & A. Calderon	40,000.00
0407-407	MHTL1147.99	J. Barajas & S. Segovia	32,885.00
0403-145	MHTL1149.99	Maria G. Magana	29,889.00
0407-396	MHTL1150.99	Juana Bautista	33,187.00
0403-157	MHTL1151.99	J Medina & M Campos	40,000.00
0407-384	MHTL1153.99	Hernandez & Ezpinoza	38,144.00
0407-332S	MHTL1154.99	Ramiro Tenteria and Carmen Pinela	30,138.00
0407-353	MHTL1156.99	Esteban & Ana Angel	40,000.00
0407-332Y	MHTL1158.99	Juvenal & Adela Alvarado	40,000.00
0407-409	MHTL1160.99	Maria Hernandez	47,887.00
0403-174	MHTL1163.99	Laura Macias & Laura Lopez	40,000.00
0407-361	MHTL1165.99	Ramiro Ruiz & Angelina Nieto	40,000.00
0407-332X	MHTL1166.99	Juan Lopez and Eloisa Montes	35,285.00
0407-332G	MHTL1171.99	Camilo Cano and Graciela Belman	30,000.00
0407-424	MHTL1179.99	Felix & Catalina Barrientos	34,528.00
0407-370	MHTL1181.99	Osmahni Ramire & Alicia Garcia	38,916.00
0403-119	MHTL1182.99	Ruben and Martha Negrete	30,315.00
0403-144	MHTL1183.99	Antonia & Maria Zarate	38,916.00
0403-143	MHTL1185.99	Maria Menjiva	38,916.00
0403-131	MHTL1193.99	Adrian Rodriguez & Laura Vega	39,069.00
0403-155	MHTL1194.99	Jose Luis & Irma Ortiz	34,928.00
0407-347	MHTL1196.99	Mario Garcia & Celida Meza	40,000.00
0403-128	MHTL1202.99	Jose & Norma Olivares	40,000.00
0407-376	MHTL1206.99	Alfonso & Roselia Ruiz	38,048.00
0407-385	MHTL1207.99	Gonzalez & Cisneros	31,478.00
0407-405	MHTL1210.99	Lugardo & Silvia Garcia	33,138.00
0407-332R	MHTL1213.99	Prescilian and Maria Munoz	40,000.00
0407-354	MHTL1214.99	Jose M Diarte & Brenda Salomon	40,000.00
0407-355	MHTL1215.99	Jorge Hernandez & Martha Mendoza	40,000.00
0407-360	MHTL1216.99	Celestino Torres & Jasmin Ortiz	40,000.00
0407-399	MHTL1217.99	Evodio & Maricela Armijo	32,803.00
0407-345	MHTL1223.99	Javier & Juan Ceja	32,608.00
0407-363	MHTL1229.99	Armando & Dora Luz Nava	40,000.00
0407-365	MHTL1230.99	Regulo & Rosa Pantaleon	40,000.00
0407-358	MHTL1232.99	Jessu & Sabina Nicholas	36,478.00
0407-374	MHTL1234.99	Alvaro Romo & Luz Inzunza	30,482.00
0407-414	MHTL1235.99	Leticia Garcia	32,803.00
0407-457	MHTL1236.99	Raul & Amparo Morales	34,237.00
0407-375	MHTL1237.99	Antonio Pascual	40,000.00
0403-214	MHTL1238.99	J Angel Alba & Angelica Huizar	40,000.00
0407-373	MHTL1238.99	Serigo & Carolina Hernandez	31,398.00
0407-426	MHTL1244.99	Jose Miguel Mendez & Oralia Lopez	32,803.00
0403-206	MHTL1245.99	Eduardo, Maria, Rosario Beltran	40,000.00
0403-148	MHTL1246.99	Ricardo Pimental/Lizbeth Lopez	32,642.00
0407-368	MHTL1247.99	Javier & Maria Hernandez	40,000.00
0407-382	MHTL1248.99	Erick & Alicia Nava	40,000.00
0407-389	MHTL1249.99	F. Moreno & A. Castro	40,000.00
0403-152	MHTL1250.99	Maria I. Melgoza	34,928.00
0407-391	MHTL1252.99	A. Vasquez & T. Centeno	40,000.00
0403-153	MHTL1253.99	Joses Lopez & Yesenia Pimentel	29,356.00
0407-443	MHTL1257.99	Jesus R & Maria Felix	40,000.00
0407-401	MHTL1260.99	Jose Calderon & Karla Valenzuela	38,926.00
0407-420	MHTL1264.99	Noe Gomez & Maria Santos Lemos	32,803.00
0407-415	MHTL1266.99	Jairo Saucedo	32,970.00
0407-474	MHTL1270.99	L & M A Cebreira	40,000.00
	MHTL1275.99	Morales, Vincent	18,445.00
0407-422	MHTL1279.99	Eder Campos & Ana Blanco	32,842.00
0407-423	MHTL1280.99	Rene Garcia & Hermelinda Soto	32,885.00
0407-413	MHTL1281.99	Luis & Lucina Flores	32,803.00
0407-390	MHTL1285.99	F. Torres & RM Venegas	38,691.00
0407-417	MHTL1286.99	Maximiano & Maria Castro	40,000.00
0407-380	MHTL1287.99	Francisco & Martha Garcia	40,000.00
0407-395	MHTL1290.99	F. Frias & L. Regalado	32,803.00
0407-377	MHTL1291.99	Juan & Maria Araujo	38,790.00
0407-416	MHTL1293.99	Angelina Acevedo	39,073.00
0407-453	MHTL1294.99	E. Perez & I. Castellanos	40,000.00
0407-421	MHTL1296.99	Noe Rodriguez & Patricia Regalado	38,577.00

SUCCESSOR AGENCY TO THE REDEVELOPMENT AGENCY  
SCHEDULE OF LOANS RECEIVABLE  
FY 2022 - 2023

0407-425	MHTL1299.99	Mario Ruiz & Jovita Villanueva	32,803.00
0407-428	MHTL1306.99	Sal Garcia & Maria Huerta	40,000.00
0407-446	MHTL1308.99	Amador Cortez & Emma Rojas	34,402.00
0407-434	MHTL1309.99	Eliseo & Angelica Pacheco	33,787.00
0407-430	MHTL1322.99	Mariano Noyola & Bertha Mendez	33,787.00
0407-436	MHTL1325.99	Rodolfo Zaval & Adriana Maciel	33,703.00
0403-172	MHTL1335.99	Oracio and Maria Zendejas	32,856.00
0407-439	MHTL1336.99	Martin Rodriguez & Adriana Cisneros	33,703.00
0403-165	MHTL1343.99	Zulma Pineda	35,928.00
0407-467	MHTL1348.99	Gomez, Maria A. & Felix	40,000.00
0407-418	MHTL1349.99	Gustavo & Catalina Huereca	40,000.00
0407-438	MHTL1350.99	Salud & Rocio Delgado	40,000.00
0407-431	MHTL1355.99	Alejandro Palomares & Silvia Esteban	33,787.00
0407-445	MHTL1356.99	Miguel Hernandez & Marcela Mendoza	34,471.00
0407-441	MHTL1358.99	Norma Ramirez & Fermin Jaimes	39,212.00
0403-162	MHTL1360.99	Juan Romero & Laura Guadalupe Mulato	33,787.00
0403-161	MHTL1361.99	Luis Nunez & Elisa Bautista	33,703.00
0407-435	MHTL1362.99	Jose A. Araujo & Yesenia Garcia	33,787.00
0407-429	MHTL1363.99	Ramon Romero & Alejandrina Vazquez	33,787.00
0407-444	MHTL1367.99	Daniel Guzman Flores & Viviana Torres	40,000.00
0407-473	MHTL1368.99	F & A Velarde	35,547.00
0407-450	MHTL1373.99	Juan Zazueta & Gloria Cab	40,000.00
0403-173	MHTL1379.99	Roberto & Gabriela Juarez	49,732.00
0407-440	MHTL1380.99	Teresa Lua Lopez	34,044.00
0403-171	MHTL1391.99	Maria Guadalupe Avila & Eliseo Perez	40,000.00
0407-452	MHTL1398.99	Abel Lopez & Isabel Medel	31,956.00
0403-170	MHTL1400.99	Juan Carlos & Liabeth Flores	32,856.00
0407-442	MHTL1401.99	Serafin Andrade & Rafaela Gazca	40,000.00
0407-451	MHTL1405.99	Ricardo Mendoza/Martha Po	40,000.00
0403-229	MHTL1409.99	Garcia, Manuel & Guillermina	63,741.11
0403-193	MHTL1413.99	Enrique Diaz & Gloria Medel	31,127.00
0407-460	MHTL1414.99	Araujo & Marcela	33,832.00
0403-218	MHTL1425.99	Reyes, Rodriguez & Leyva-Reyes	39,735.99
0407-509	MHTL1431.99	Isidro Lopez & Angelita Reyes	39,735.90
0407-499	MHTL1433.99	O Ilanes & R Hernandez	47,853.99
0407-478	MHTL1435.99	A O Carpio & R L Valencia	43,527.00
0407-458	MHTL1441.99	Ramon Adrade & Rosa M Tor	40,000.00
0407-459	MHTL1444.99	Agustin & Angelica Torres	40,000.00
0403-222	MHTL1470.99	Jose A & Maria De La Luz Gutierrez	39,544.17
0403-209	MHTL1471.99	Cervantes & Andrade	37,948.55
0403-219	MHTL1474.99	Javier Venegas & Gracia Mendez	37,413.26
0403-221	MHTL1475.99	E Bautista-Perez	37,413.27
0407-479	MHTL1491.99	S. Padilla & M.E. Gonzalez	35,547.00
0407-476	MHTL1496.99	J Chaidez & M E Quintero	40,000.00
0407-472	MHTL1498.99	Marisella Duran & Edward Colorado	40,000.00
0407-475	MHTL1501.99	M R Lopez	40,000.00
0407-533	MHTL1510.99	J Sixtos & M. Real	39,214.00
0407-512	MHTL1527.99	Emilia Voldovinos & Rafael Galvez	37,438.22
0407-537	MHTL1530.99	E Diaz & Y Sanchez	39,214.00
0407-538	MHTL1534.99	Silvestre Vasquez	40,000.00
0407-541	MHTL1535.99	Juana Zaragoza	40,000.00
0407-531	MHTL1538.99	E Castellano & I Pimentel	39,214.00
0407-539	MHTL1539.99	Cynthia Garcia	40,000.00
0408-88	MHTL1543.99	Bojorquez, Norma/Figueroa C	42,000.00
0403-194	MHTL1546.99	L. Torres Centeno & R Rosas	31,127.00
0403-227	MHTL1547.99	Julia Solorzano	54,983.16
0407-546	MHTL1552.99	Enrique/Carmen Parada	39,214.00
0407-477	MHTL1567.99	D & R Garcia	35,547.00
0407-466	MHTL1576.99	Antonio & Silvia Alvarado	58,000.00
0407-532	MHTL1577.99	J Olivas & V Medina	39,214.00
0407-506	MHTL1579.99	Alberto, Alicia & Julio Perez	37,413.26
0407-481	MHTL1589.99	Gustavo & Carmela Navarro	39,371.17
0407-484	MHTL1603.99	J & M.R. Arceo	43,218.91
0403-204	MHTL1608.99	Gilberto Diaz/Brenda Medel	32,849.00
0403-207	MHTL1610.99	Jose & Norma A Sevilla	40,000.00
0407-485	MHTL1613.99	R Galarza & M Duarte	35,820.00
0600-04	MHTL1616.99	M Garcia-Jimenez & F Garcia	40,000.00
0407-502	MHTL1622.99	E Melendrez & E Gutierrez	40,000.00
0407-505	MHTL1628.99	Juan Farias/Cristina Oseguera	37,413.26
0407-540	MHTL1631.99	Adelso Enriquez & Mayra Moreno	40,000.00
0403-208	MHTL1641.99	Fernandez/De Vidal	37,948.55
0403-215	MHTL1643.99	Rosa Jimenez	37,494.17
0403-223	MHTL1654.99	Andrade	39,544.17
0407-520	MHTL1660.99	Teresa and Rafael Olivares	37,413.26
0407-508	MHTL1666.99	Armando Sanchez	37,413.26
0407-507	MHTL1667.99	Rosa E Tejeda	39,735.90
0600-05	MHTL1681.99	Juventina Garcia & Belem Jimenez	39,608.00
0407-514	MHTL1689.99	Tomas & Bertha Rodriguez	37,413.26
0407-518	MHTL1690.99	Sonia Sanchez	37,413.26

SUCCESSOR AGENCY TO THE REDEVELOPMENT AGENCY  
SCHEDULE OF LOANS RECEIVABLE  
FY 2022 - 2023

0407-513		MHTL1691.99	Sandra Vargas	37,413.26
0407-504		MHTL1692.99	Rivera, Juan & Sylvia	37,951.88
0403-220		MHTL1705.99	L Mendez-Gonzalez & I Montejano	37,289.14
0407-547		MHTL1706.99	Rosaura Ruiz	41,331.09
0407-534		MHTL1709.99	M Vasquez & T Galarza	39,214.00
0407-510		MHTL1712.99	Antonio Fuentes	37,413.26
0407-519		MHTL1802.99	Hilda Macias	47,483.46
0407-545		MHTL1857.99	A Diaz/N. Sanchez	39,214.00
0407-549		MHTL1894.99	Maria Del Rosario Monreal	53,651.08
0407-544		MHTL1895.99	Torres/Beltran	37,856.71
0407-542		MHTL1897.99	Erica Figueroa	39,214.00
0407-550/550A		MHTL1926.99	Gonzalez R./Espinoza A.	57,017.42
0407-551		MHTL1933.99	A. Perez & S. Pacheco	40,000.00
0407-555		MHTL1923.99	Corrales, Ivan & Chavarria	62,002.63
		MHTL 2588.99	Aguilar, Maria Margarita	28,327.75
		MHTL 2589.99	Ruvalcaba, Jose Jesus	28,327.75
				<b>11,746,509.74</b>
<b>HOUSING AUTHORITY AGRICULTURAL HSG LOAN (HAAHL)</b>				
0407-112		AGHL.0045.99	Vargas Mobile Home Park	22,500.00
0407-226		AGHL.0054.06&99	Ramirez Mobile Home Park	156,114.00
0407-150		AGHL.0053.99	Bautista Mobile Home Park	75,000.00
0407-228		AGHL.0063.06&99	Gonzalez Mobile Home park	115,716.60
0407-58	145375	MHPL001.99	La Pena Mobile Home Park	732,629.83
0407-60		AGHL.0022.99	Barroso Mobile Home Park	15,000.00
0407-61		AGHL.0007.99	Ferro Mobile Home Park	75,000.00
0407-67		AGHL.0035.99	Duarte Mobile Home Park	15,000.00
0407-74		AGHL.0024.99	Lopez Mobile Home Park	15,000.00
0407-76		AGHL.0008.99	Rodriguez Mobile Home Park	15,000.00
0407-77		AGHL.0013.99	Arellano Mobile Home Park	37,500.00
				<b>1,274,460.43</b>
<b>MOUNTAIN VIEW ESTATES (HAMVE)</b>				
0407-462B		MHTL 1677.99	M. Cisneros & E. Meza	37,000.00
0407-462C		MHTL 1525.99	Ignacio & liliiana Mendoza	37,000.00
0407-556A		MHTL 1581.99	Ramiro & Maria Cisneros	39,500.00
0407-556B		MHTL 1830.99	V. Cerano & R. Pascual	39,500.00
0407-556C		MHTL 1725.99	M. Diaz & V.M. Andres Diaz	39,500.00
0407-556D		MHTL 2053.99	Andrade, Sergio	67,500.00
0407-556E		MHTL 1794.99	V. Serrano & A. Morisco	39,500.00
0407-556F		MHTL 1722.99	C. Garcia & M.T. Zavala	39,500.00
0407-556G		MHTL 1771.99	M. Legaspe & J.C. Zavala	39,500.00
0407-556H		MHTL 1814.99	G.V. Nolasco & M.J. Ortiz	39,500.00
0407-556I		MHTL 1505.99	A. Nunez & M. Enriquez	39,500.00
0407-556J		MHTL 1838.99	E. Vargas & M.A. Felipe	39,500.00
0407-556K		MHTL 1775.99	J.A. Osuna & D. Villanueva	39,500.00
0407-556L		MHTL 1743.99	A.O. Campos & C.A. Temoxtle	39,500.00
0407-556M		MHTL 1769.99	Emma Valladares	39,500.00
0407-556N		MHTL 1450.99	F. Ramirez & L. Quezada	39,500.00
0407-556O		MHTL 1828.99	C & S Pozar/F Hernandez	39,500.00
0407-556P		MHTL 1836.99	I. Pascual & N. Gonzalez	39,500.00
0407-556Q		MHTL 1701.99	J Cisneros & MP Alcantar	39,500.00
0407-556R		MHTL 1462.99	Orbelina Escobar	39,500.00
0407-556S		MHTL 1480.99	R.V. Sanchez & Maria Gutierrez	39,500.00
0407-556T		MHTL 1284.99	A. Gonzalez & L. Clemente	39,500.00
0407-556U		MHTL 1867.99	A.M. Lemus & P Lemus	39,500.00
0407-556V		MHTL 1664.99	V. Fernandez, F. Acahua, & F. Escriba	39,500.00
0407-556W		MHTL 1928.99	L.M. Rafael & A. Diaz	39,500.00
0407-556X		MHTL 1737.99	V. Ledesma & R. Cisneros	39,500.00
0407-556Y		MHTL 1898.99	J. Collantes, C & F Corrales	39,500.00
0407-556Z		MHTL 1407.99	S.I. Cabrera & M.G. Rojas	39,500.00
0407-556AA		MHTL 1469.99	G Margarito & MG Hernandez F	39,500.00
0407-556AB		MHTL 1484.99	MR Pozar & J Manuel C	39,500.00
0407-556AC		MHTL 1866.99	JA Castro, M & MS Mendez	39,500.00
0407-556AD		MHTL 1526.99	JJ Legaspe & E Mendoza	39,500.00
0407-556AE		MHTL 1678.99	R Cisneros & D Rivera	39,500.00
0407-556AF		MHTL 1688.99	E Centeno & MC Vazquez	39,500.00
0407-556AG		MHTL 1696.99	A MARTINEZ & EM LOPEZ	39,500.00
0407-556AH		MHTL 1772.99	AA LORENZO & RT RUIZ	39,500.00
0407-556AI		MHTL 1489.99	F MAGANA & MA RUIZ	39,500.00
0407-556AJ		MHTL 1746.99	LB ZACARIAS & M ZACARIAS	39,500.00
0407-556AK		MHTL 1738.99	AZ GONZALEZ & MP ELIAS	39,500.00
0407-556AM		MHTL 1852.99	A JIMENEZ & MG ORTIZ	39,500.00
0407-556AN		MHTL 1673.99	A CISNEROS & C LEMUS	39,500.00

SUCCESSOR AGENCY TO THE REDEVELOPMENT AGENCY  
SCHEDULE OF LOANS RECEIVABLE  
FY 2022 - 2023

0407-556AO	MHTL 1318.99	CA MORENO & MA ESCOBAR	39,500.00
0407-556AP	MHTL 1693.99	ENRIQUE & ROSA LEMUS	39,500.00
0407-556AQ	MHTL 1703.99	S LEMUS & A CISNEROS	39,500.00
0407-556AR	MHTL 1751.99	A CISNEROS JR & A LEMUS	39,500.00
0407-556AS	MHTL 1817.99	N VICENTE & E ZAMORA	39,500.00
0407-556AT	MHTL 1490.99	N GOMEZ & JR ZACARIAS	39,500.00
0407-556AU	MHTL 1756.99	E URIAS & A RENDON	39,500.00
0407-556AV	MHTL 1803.99	BV URIAS & MP MEZA	65,759.00
0407-556AW	MHTL 1935.99	F CINCO & N VASQUEZ	39,500.00
0407-556AX	MHTL 1780.99	JG PASCUAL & MC ALONSO	39,500.00
0407-556AY	MHTL 1774.99	JH VALENCIA & PH PIMENTEL	39,500.00
0407-556AZ	MHTL 1831.99	L JIMENEZ & MA JIMENEZ	39,500.00
0407-556BA	MHTL 1730.99	R CHAVEZ & M QUINTERO	39,500.00
0407-556BB	MHTL 1612.99	MARIA PONCE & GABRIEL REYES	39,500.00
0407-556BC	MHTL 1786.99	RJ CLEMENTE & A JIMENEZ	39,500.00
0407-556BD	MHTL 1956.99	PAUL CISNEROS & ROCIO RAMIREZ	39,500.00
0407-556BE	MHTL 2012.99	T POZAR & H VARGAS	39,500.00
0407-556BF	MHTL 1639.99	F VARGAS & H HERMOSILLO	39,500.00
0407-556BG	MHTL 1990.99	PO VICENTE & CP RAFAEL	39,500.00
0407-556BH	MHTL 1894.99	MANUEL, JOSE & MARIA MARTINEZ	39,500.00
0407-556BI	MHTL 1459.99	CF RAMIREZ & SR FELIPE	39,500.00
0407-556BJ	MHTL 1741.99	J HERNANDEZ & R HERNANDEZ	39,500.00
0407-556BK	MHTL 2020.99	SB FELIPE & I MORISCO	39,500.00
0407-556BL	MHTL 1791.99	ANTONIO & ROSELIA QUERIPA	39,500.00
0407-556BM	MHTL 1843.99	R QUERIPA & I MARTINEZ	39,500.00
0407-556BN	MHTL 1797.99	LM OCHOA & J JULIAN	39,500.00
0407-556BO	MHTL 1806.99	H VARGAS & FOB VARGAS	39,500.00
0407-556BP	MHTL 2005.99	F GONZALEZ & F FELIPE	39,500.00
0407-556BQ	MHTL 1808.99	OSCAR VICENTE & LIDIA VARGAS	39,500.00
0407-556BR	MHTL 2014.99	SB GONZALEZ & MP ZAMORA	39,500.00
0407-556BS	MHTL 1936.99	A GONZALEZ & L FELIPE	39,500.00
0407-556BT	MHTL 1750.99	R CISNEROS & G ARRIAGA	39,500.00
0407-556BU	MHTL 1442.99	ALEJANDRO TALAVERA	39,500.00
0407-556BW	MHTL 1640.99	MARTHA MULATO & JOSE G POZAR	39,500.00
0407-556BY	MHTL 2084.99	NOLASCO, MOISES & ESTEBAN, FLORINDA	51,500.00
0407-556BZ	MHTL 2037.99	PR MORISCO & MT BENITO	39,500.00
0407-556CA	MHTL 1980.99	GC GUZMAN & IA ROJAS	39,500.00
0407-556CB	MHTL 1758.99	EL BACILIO & EG DE LUCAS	39,500.00
0407-556CC	MHTL 1682.99	EC MOLINAR & R HERNANDEZ	39,500.00
0407-556CD	MHTL 2067.99	JOSE CRUZ SALCEDO	67,500.00
0407-556CE	MHTL 1466.99	C ARROYO & C CHAIDEZ	67,500.00
0407-556CF	MHTL 1971.99	JULIA GARCIA	39,500.00
0407-556CG	MHTL 1816.99	A PASCUAL & J FELIPE	39,500.00
0407-556CH	MHTL 2017.99	M SALVADOR, M ALONZO & A ORTIZ	39,500.00
0407-556CI	MHTL 1729.99	LP CARLOS & MJE FELIPE	39,500.00
0407-556CJ	MHTL 1728.99	M GONZALEZ, M OLVERA & A ARTEAGA	39,500.00
0407-556CK	MHTL 1511.99	FRANCISCO ZAMORA & ELVIA ALEJOS	39,500.00
0407-556CL	MHTL 2027.99	SC ZACARIAS & A JACOBO	39,500.00
0407-556CM	MHTL 2045.99	B QUERIAPA, C MURO-LOPEZ	39,500.00
0407-556CN	MHTL 2018.99	JOSE M OCHOA & ISABEL ORTIZ	39,500.00
0407-556CO	MHTL 2036.99	ZENaida O ELIAS & JUAN Z ELIAS	39,500.00
0407-556CP	MHTL 1851.99	CL GARCIA, M RAMIREZ & A ALCALA	39,500.00
0407-556CQ	MHTL 2001.99	ROGELIO ROJAS & ELENA APOLINAR	39,500.00
0407-556CR	MHTL 1997.99	ELISA PENA	39,500.00
0407-556CS	MHTL 2004.99	G BARRERA & S MORISCO	39,500.00
0407-556CT	MHTL 1763.99	P GONZALEZ & D GONZALEZ	39,500.00
0407-556CU	MHTL 2032.99	EE ALVAREZ & WS OSEGUERA	39,500.00
0407-556CV	MHTL 2039.99	M BENITO, ME PASCUAL	39,500.00
0407-556CW	MHTL 2019.99	JL CLEMENTE & MG ELIAS	39,500.00
0407-556CX	MHTL 1778.99	S BENITO & Z PASCUAL	39,500.00
0407-556CY	MHTL 1731.99	F AGUILAR & D CLEMENTE	51,500.00
0407-556CZ	MHTL 1999.99	ML ALVARADO CRUZ & HM JIMENEZ	39,500.00
0407-556DA	MHTL 2003.99	RAFAEL PONCE & MARIA E AVILA	67,500.00
0407-556DB	MHTL 1488.99	PJ CLEMENTE & MI MULATO	39,500.00
0407-556DC	MHTL 1979.99	SALVADOR & SARA CISNEROS	39,500.00
0407-556DD	MHTL 1945.99	RAMIRO & EVANGELINA VILLA	39,500.00
0407-556DE	MHTL 2040.99	VQ ESTRADA & JM LLANES	39,500.00
0407-556DF	MHTL 1212.99	PM BACILIO & A ELIAS	39,500.00
0407-556DH	MHTL 1939.99	J PAZ & AP VICENTE	39,500.00
0407-556DI	MHTL 1734.99	MP ZAMORA & LZ PASCUAL	39,500.00
0407-556DJ	MHTL 1972.99	VIVIANA ROMERO & ELISEO B LOPEZ	67,500.00
0407-556DK	MHTL 1832.99	GLORIA POZAR & JUAN PP ZAMORA	39,500.00
0407-556DL	MHTL 2052.99	MARIA ANGELICA LEGASPE MENDOZA	39,500.00
0407-556DM	MHTL 2034.99	LUIS G HERNANDES & LC JIMENEZ	39,500.00
0407-556DN	MHTL 2069.99	FRANCISCO J ESTEBAN & H G POZAR	39,500.00
0407-556DO	MHTL 2057.99	SALVADOR J SANTIAGO & ML NICOLAS	39,500.00
0407-556DP	MHTL 2056.99	RAFAEL & SIXTA BR CARRILLO	67,500.00
0407-556DQ	MHTL 2059.99	ANTONIO P VICENTE & RMJ DIEGO	39,500.00
0407-556DR	MHTL 1764.99	UVALDO H MORISCO & MDG HERNANDEZ	67,500.00

SUCCESSOR AGENCY TO THE REDEVELOPMENT AGENCY  
 SCHEDULE OF LOANS RECEIVABLE  
 FY 2022 - 2023

0407-556DS	MHTL 2030.99	LE BENITO, M ESTEBAN & C ZACARIAS	39,500.00
0407-556DT	MHTL 2050.99	FRANCISCO B ELIAS & R CLEMENTE	39,500.00
0407-556DU	MHTL 1973.99	REINA GONZALEZ & VERÓNICA DIAZ	39,500.00
0407-556DV	MHTL 1975.99	RAFAEL G ZACARIAS & AC RAFAEL	39,500.00
0407-556DW	MHTL 2061.99	JULIAN B ELIAS & CC RAFAEL	39,500.00
0407-556DX	MHTL 2026.99	FRANCISCO MAGANA & G CISNEROS	39,500.00
0407-556DY	MHTL 2025.99	RICARD L RAMIREZ & M CISNEROS	39,500.00
0407-556DZ	MHTL 1981.99	CA CANSINO, ER AREVALO & ACR ROJAS	39,500.00
0407-556EA	MHTL 1793.99	VICENTE A POZAR & MC LORENZO	39,500.00
0407-556EB	MHTL 1476.99	ALFREDO C POZAR & CJ CERANO	67,500.00
0407-556EC	MHTL 1388.99	RAMIRO REYES & ESPERANZA ELIAS	39,500.00
0407-556ED	MHTL 1403.99	ARTURO M LEMUS & OLIVIA RAMOS	39,500.00
0407-556EE	MHTL 2041.99	MINERVA R TALAVERA & AM REYES	39,500.00
0407-556EF	MHTL 2060.99	RIGOBERTO P BENITO & CZ JACOBO	39,500.00
0407-556EG	MHTL 2024.99	MANUEL VALENCIA & MONICA TORRES	67,500.00
0407-556EH	MHTL 2058.99	DAVID GUTIERREZ & LORENA RAFAEL	67,500.00
0407-556EI	MHTL 2085.99	LUIS M ELIAS JIMENEZ & M RAFAEL	67,500.00
0407-556EJ	MHTL 2010.99	ISIDORO CLEMENTE & B VARGAS	39,500.00
0407-556EK	MHTL 2035.99	JOAQUIN VALLADARES & MDLA RUIZ	39,500.00
0407-556EL	MHTL 2047.99	JOSE CISNEROS & DULCE MADRIGAL	39,500.00
0407-556EM	MHTL 2051.99	EFRAIN SIMON & MERCEDES ALVAREZ	39,500.00
0407-556EN	MHTL 1820.99	JESUS P RAFAEL	39,500.00
0407-556EO	MHTL 2021.99	ANTONIO ROMALDO & FLORINDA CERANO	39,500.00
0407-556EP	MHTL 1995.99	MARIA R VENTURA & JE GUTIERREZ	39,500.00
0407-556ER	MHTL 2063.99	CRISTOBAL JULIAN & Z ESTEBAN	67,500.00
0407-556ES	MHTL 2066.99	MIGUEL A CAMARGO & JM QUERIAPA	39,500.00
0407-556ET	MHTL 1947.99	ELISEO POZAR & EMILIA GONZALEZ	39,500.00
0407-556EU	MHTL 2064.99	PEDRO BENITO & ZENAIDA ELIAS	39,500.00
0407-556EV	MHTL 2070.99	MARISOL ORTIZ & SANTIAGO REGULES	39,500.00
0407-556EW	MHTL 1781.99	HERIBERTO GONZALEZ & MB F DIEGO	39,500.00
0407-556EX	MHTL 1795.99	ISRAEL P GONZALES & MG GUTIERREZ	39,500.00
0407-556EY	MHTL 2062.99	JOSE GUTIERREZ & ANTONIA CAMPOS	39,500.00
0407-556EZ	MHTL 2065.99	CRUZ ORTIZ & ESPERANZA GUTIERREZ	39,500.00
0407-556FA	MHTL 1749.99	PEDRO P GONZALEZ & RM ROSAS	39,500.00
0407-556FB	MHTL 2055.99	J MARTINEZ, R MARTINEZ & L ANDRADE	39,500.00
0407-556FC	MHTL 2068.99	UVALDO BENITO & ANDREA MULATO	39,500.00
0407-556FD	MHTL 1816.99	LUZ E CAMARGO ORTEGA & J LOZANO	39,500.00
0407-556FE	MHTL 1891.99	CRISTINA REBOLLEDO & JESUS LOPEZ	39,500.00
0407-556FF	MHTL 2049.99	MARTHA C TORRES & MARIO VALERIO	39,500.00
0407-556FG	MHTL 1482.99	FELIPE CERRANO & MARTINA VARGAS	39,500.00
0407-556FH	MHTL 2071.99	MIGUEL OCHOA & ESPERANZA FELIPE	39,500.00
0407-556FI	MHTL 2072.99	GUDINIO ELIAS & ODILIA MARTINEZ	39,500.00
0407-556FJ	MHTL 2075.99	DANIEL MARTINEZ & MARIA FELIPE	39,500.00
0407-556FK	MHTL 1759.99	MARGARITA & JESUS PACHECO	67,500.00
0407-556FL	MHTL 1944.99	YOLANDA OCHOA PASCUAL	67,500.00
0407-556FM	MHTL 1787.99	RAMIRO ALVAREZ & E VELAZQUEZ	67,500.00
0407-556FN	MHTL 1776.99	ESAU R JIMENEZ & A E DE RAFAEL	39,500.00
0407-556FO	MHTL 2078.99	FILIBERTO H & MARICELA GONZALEZ	39,500.00
0407-556FP	MHTL 2080.99	CECILIA JOAQUIN ELIAS	39,500.00
0407-556FQ	MHTL 2083.99	ANTONIA QUIROZ RAFAEL	67,500.00
0407-556FR	MHTL 1754.99	BEATRIZ CERANO & FELIPE FELICIANO	67,500.00
0407-556FS	MHTL 2081.99	GONZALEZ, EMILIA & HERNANDEZ, ROBERTO	39,500.00
0407-556FT	MHTL 2077.99	FRANCISCA FELIPE LORENZO	39,500.00
0407-556FU	MHTL 1922.99	MIGUEL GUZMAN & MARICELA ZAMORA	67,500.00
0407-556FV	MHTL 2074.99	FLORENCIO CARLOS & CLARA MORAN	67,500.00
0407-556FW	MHTL 2073.99	MIGUEL J PAZ & ROSELINDA JIMENEZ	67,500.00
0407-556FX	MHTL 2079.99	GILDARDO OCHOA & LOURDES ALEJOS	67,500.00
0407-556FY	MHTL 1432.99	AMERICA GUZMAN VENEROSO	67,500.00
0407-556FZ	MHTL 2082.99	SALVADOR O FELIPE & MA BALICIO	67,500.00
0407-556GA	MHTL 2076.99	VICENTE FELIPE & ISABEL ESTEBAN	39,500.00
ROPS-402A2	MHTL 2601.99	Jaime Navarrete Bahena & Maribel Gatica Morales	71,000.00
ROPS-402A3	MHTL 2606.99	Cirilo Ortega-Dominguez & Paula Martinez Huerta	71,000.00
ROPS-402A4	MHTL 2600.99	Guzmaro Cazarez Llanes & Karina Cazares	71,000.00
ROPS-402A5	MHTL 2598.99	Jorge Vicente Bacilio & Imelda Marcelo Clemente	71,000.00
ROPS-402A6	MHTL 1472.99	Faustino Martinez-Zacarias & Leticia Rafael-Vicente	71,000.00
ROPS-402A9	MHTL 2604.99	Juan Francisco Felipe-Medina & Loida Rafael Zacarias	71,000.00
ROPS-402A10	MHTL 2599.99	Lydia Zulema Cazares	71,000.00
ROPS-402A1	MHTL 1445.99	Aquilino Lopez	71,000.00
ROPS-402A7	MHTL 2605.99	Juan Olivarez-Padilla	71,000.00
ROPS-402A8	MHTL 2608.99	Ruben Martinez-Ramirez	71,000.00
ROPS-402A12	MHTL 2612.99	Jose Vargas	71,000.00
ROPS-402A11	MHTL 2617.99	Diego Armando Vazquez Pacheco	71,000.00
ROPS-402B28	MHTL 2628.99	Elizabeth Marquez	71,000.00
ROPS-402C29	MHTL 2602.99	Rodolfo Dominguez	71,000.00
ROPS-402B25	MHTL 2603.99	Silvia Bernabe	71,000.00
ROPS-402B24	MHTL 2609.99	Racheal Ortega	71,000.00
ROPS-402A15	MHTL 2610.99	Cecilia Gonzalez	71,000.00
ROPS-402A17	MHTL 2611.99	Claudio Martinez	71,000.00
ROPS-402A20	MHTL 2613.99	Aurelia Cisneros	71,000.00

**SUCCESSOR AGENCY TO THE REDEVELOPMENT AGENCY  
SCHEDULE OF LOANS RECEIVABLE  
FY 2022 - 2023**

ROPS-402B22		MHTL 2615.99	Jesus Hernandez	71,000.00
ROPS-402A13		MHTL 2616.99	Aureliano Montoya	71,000.00
ROPS-402A21		MHTL 2618.99	Ana Julian	71,000.00
ROPS-402B26		MHTL 2619.99	Teresa Martinez-Jose	71,000.00
ROPS-402A18		MHTL 2620.99	Eva Martinez	71,000.00
ROPS-402B23		MHTL 2621.99	Jose Garcilazo	71,000.00
ROPS-402A14		MHTL 2622.99	Aurelio Morisco	71,000.00
ROPS-402B27		MHTL 2623.99	Yesenia Garcilazo	71,000.00
ROPS-402A16		MHTL 2624.99	Claudia Hernandez	71,000.00
ROPS-402A19		MHTL 2625.99	Gabriel Covarrubias	71,000.00
ROPS-402C30		MHTL 2631.99	Santiago Navarro	71,000.00
ROPS-402C40		MHTL 2643.99	Jose Gutierrez-Vargas	65,997.00
ROPS-402C36		MHTL 2646.99	Lorenzo Aguilar	65,997.00
ROPS-402C39		MHTL 2647.99	Jesus Aguilar-Granados	65,997.00
ROPS-402C31		MHTL 2657.99	Efrain Cazares	65,997.00
ROPS-402C38		MHTL 2658.99	Jose Rodriguez	65,997.00
ROPS-402C34		MHTL 2659.99	Hermenegildo Garcia	65,997.00
ROPS-402C35		MHTL 2660.99	Yuliana Sanchez	65,997.00
ROPS-402C33		MHTL 2661.99	Gabriel Baltierra	65,997.00
ROPS-402C37		MHTL 2664.99	Luz Valdovinos	65,997.00
ROPS-402C32		MHTL 2665.99	Maria Guerra	65,997.00
ROPS-402C57		MHTL 1515.99	Amado Gatica-Bibiano	65,997.00
ROPS-402C43		MHTL 2316.99	Ubaldo Alvarado Reyes	65,997.00
ROPS-402C47		MHTL 2387.99	Christina Vargas Santacruz	65,997.00
ROPS-402C62		MHTL 2614.99	Ernesto Banuelos Reyes	65,997.00
ROPS-402C49		MHTL 2633.99	Martha Paredes Vargas	65,997.00
ROPS-402C48		MHTL 2634.99	Eduardo Silvestre Calderon	65,997.00
ROPS-402C45		MHTL 2635.99	Jaime Frias Moreno	65,997.00
ROPS-402C51		MHTL 2641.99	Nelia Elizabeth Godoy Sanchez	65,997.00
ROPS-402C46		MHTL 2644.99	Eva Alvarado Garcia	65,997.00
ROPS-402C42		MHTL 2645.99	Rosa Elena Silvestre Pacheco	65,997.00
ROPS-402C44		MHTL 2648.99	Antonio Evelio Guerrero	65,997.00
ROPS-402C56		MHTL 2649.99	Juan Manuel Cortes-Rangel	65,997.00
ROPS-402C72		MHTL 2651.99	Ana Maria Angulo-Salazar	65,997.00
ROPS-402C77		MHTL 2652.99	Rosa Ibarra Lemus Camacho	65,997.00
ROPS-402C68		MHTL 2653.99	Sandra Calderon-Reyes	65,997.00
ROPS-402C41		MHTL 2655.99	Esther Hernandez Lopez	65,997.00
ROPS-402C73		MHTL 2656.99	Benjamin Bautista Gonzalez	65,997.00
ROPS-402C52		MHTL 2663.99	Carmelo Cantor Villalba	65,997.00
ROPS-402C53		MHTL 2666.99	Jaime Espinoza Maldonado	65,997.00
ROPS-402C54		MHTL 2667.99	Demetrio Clemente-Nolasco	65,997.00
ROPS-402C55		MHTL 2668.99	Fernando Camacho-Martinez	65,997.00
ROPS-402C58		MHTL 2670.99	Griselida Julian Pozar	65,997.00
ROPS-402C59		MHTL 2671.99	Pedro Felipe Gonzalez	65,997.00
ROPS-402C60		MHTL 2672.99	Adolfo Felipe-Esteban	65,997.00
ROPS-402C63		MHTL 2673.99	Esperanza Guterrez Nolasco	65,997.00
ROPS-402C64		MHTL 2674.99	Lorenzo Herrera-Valencia	65,997.00
ROPS-402C65		MHTL 2675.99	Silvestre Caixba-Villaseca	65,997.00
ROPS-402C66		MHTL 2676.99	Albino Zacarias-Pascual	65,997.00
ROPS-402C67		MHTL 2677.99	Maria Catalina Gutierrez Esteban	65,997.00
ROPS-402C61		MHTL 2678.99	Jose Luis Huerta Solis	65,997.00
ROPS-402C50		MHTL 2681.99	Maria Luz Bautista	65,997.00
ROPS-402C69		MHTL 2684.99	Arnulfo Cruz Gonzalez	65,997.00
ROPS-402C70		MHTL 2685.99	Camerino Miguel Mendez	65,997.00
ROPS-402C71		MHTL 2686.99	Pedro Diego Cortez	65,997.00
ROPS-402C74		MHTL 2696.99	Leobardo Quintero Zazueta	65,997.00
ROPS-402C75		MHTL 2697.99	Marcelo Yopez Hernandez	65,997.00
ROPS-402C76		MHTL 2698.99	Monica Marit Bautista Magallon	65,997.00
ROPS-402C78		MHTL 2699.99	Jaime Alvarez Garcia	65,997.00
ROPS-402C79		MHTL 2700.99	Porfiria Flores	65,997.00
ROPS-402C80		MHTL 2701.99	Enrique Salmeron Hernandez	65,997.00
ROPS-402C81		MHTL 2702.99	Santiago David Zaragoza	65,997.00
ROPS-402C82		MHTL 2703.99	Leticia Zavala Sanchez	65,997.00
ROPS-402C83		MHTL 2705.99	Fortino Hernandez Hernandez	65,997.00
ROPS-402C84		MHTL 2706.99	Claudia Araceli Bautista Magallon	65,997.00
ROPS-402C85		MHTL 2707.99	Jose Carlos Balbastro Bernal	65,997.00
ROPS-402C86		MHTL 2709.99	Oscar Alexander Benavides Perez	65,997.00
ROPS-402C87		MHTL 2711.99	Josefina Candelario Nolasco	65,997.00
ROPS-402C88		MHTL 2713.99	Ricardo De La Rosa	65,997.00
				13,757,085.00
<b>SL IMPERIAL (HASLI)</b>				
JVPA-596C	146623	RD2-11-002	FAUSTO FIGUEROA	111,749.50
JVPA-671A		RFH001	SL Imperial - 5990 Canal St	46,000.00

**SUCCESSOR AGENCY TO THE REDEVELOPMENT AGENCY  
SCHEDULE OF LOANS RECEIVABLE**

**FY 2022 - 2023**

JVPA-671B	RFH018	SL Imperial - 21651 Club Dr	26,970.00
JVPA-671C	RFH005	SL Imperial - 4394 Ridgewood Dr	6,500.00
JVPA-671D	RFH004	SL Imperial - 6612 Ave Mariposa	63,400.00
JVPA-671E	RFH007	SL Imperial - 3067 Hadley Drive	24,800.00
JVPA-671F	RFH012	SL Imperial - 20300 Harvard Way	54,250.00
JVPA-671G	RFH003	SL Imperial - 8596 Running Gait Ln	75,000.00
JVPA-671H	RFH010	SL Imperial - 3554 Manor Dr	52,500.00
JVPA-671I	RFH013	SL Imperial - 33131 Adelfa St	49,470.00
JVPA-671J	RFH017	SL Imperial - 15515 Rose St	46,500.00
JVPA-671K	RFH023	SL Imperial - 32530 Crescent Ave	34,500.00
JVPA-671M	RFH002	SL Imperial - 9151 Patrick Cir	51,400.00
JVPA-671N	RFH009	SL Imperial - 2525 Romer Dr	74,350.00
JVPA-671O	RFH022	SL Imperial - 6583 Villa Vista Dr	39,000.00
JVPA-671P	RFH014	SL Imperial - 4202 Aero Lane	43,500.00
JVPA-671Q	RFH020	SL Imperial - 5304 Martin Street	54,000.00
JVPA-671T	RFH016	SL Imperial - 4389 Ridgewood DR	42,600.00
JVPA-671U	RFH030	SL Imperial - 8520 Donna Way Riverside	55,500.00
JVPA-671V	RFH024	SL Imperial - 4023 Kenneth St Riverside	58,363.00
JVPA-671W	RFH027	SL Imperial - 10472 54th Street Mira Loma	34,270.00
JVPA-671X	RFH032	SL Imperial - 9084 63rd Street Riverside	29,700.00
JVPA-671Y	RFH025	SL Imperial - 6363 Toumament Dr Riverside	32,760.00
JVPA-671Z	RFH026	SL Imperial - 4141 Estrada Dr Jurupa Valley	35,420.00
JVPA-671AA	RFH028	SL Imperial - 5648 29th Street Riverside	42,000.00
JVPA-671AB	RFH-036	SL Imperial - 6590 Frank Avenue Riverside	65,700.00
JVPA-671AC	RFH035	SL Imperial - 4410 Felspar Street Riverside	52,500.00
JVPA-671AD	RFH033	SL Imperial - 4496 Agate Street Riverside	49,800.00
JVPA-671AE	RFH034	SL Imperial - 6250 Tarragona Dr Riverside	44,700.00
			<b>1,397,202.50</b>
		<b>Totals</b>	<b>92,148,517.47</b>

## Attachment C2 Housing Grants

0.00	Various	Cottonwood-Norhtown Pre-Development Loan	Development Loan
0.00	9/8/2005	BEYLIK, BETTY	HRP
63,438.75	8/18/2005	BOULANGER, MARIE	HRP
63,438.75	9/29/2004	BOULANGER, MARIE	HRP
0.00	N/A	CARMONA, MICHAEL & SANGEETHA	HRP
45,452.00	12/17/2007	HENSON, ALMA	HRP
23,902.00	2/28/2006	REYES, JOSE & NYDIA	HRP
20,912.00	6/10/2010	ELKINS, GEORGIA	HRP
14,200.00	5/2/2007	SORIANO, MANUELA & FAUSTINO	MHRP
26,794.00	4/24/2007	WATSON, STEPHEN	MHRP
18,675.33	5/1/2007	TISBY, ELSIE	MHRP
0.00	2/24/2000	Burkhardt, Jo Ann	NRP
0.00	5/26/2000	Davis, John & Barbara	NRP
0.00	5/3/2000	Escalante, Maria T	NRP
0.00	5/10/2000	Garcia, Rosie & Pablo	NRP
0.00	7/5/2000	Gonzalez, Jose & Josefina	NRP
0.00	6/20/2000	Higareda, Rosie/Carmen/Jesus	NRP
0.00	2/10/2000	Lamas, Hipolito & Joan	NRP
0.00	3/6/2000	Ley, Manuel & Julia	NRP
0.00	2/14/2000	Lopez, Esperanza	NRP
0.00	2/8/2000	Parker, Richard & Derice	NRP
0.00	5/10/2000	Ramirez, Concepcion	NRP
0.00	2/8/2000	Ross, Helen	NRP
0.00	8/21/2001	Hughes, Janet L.	HRP
0.00	11/13/2001	Green, Richard & Brenda	HRP
0.00	8/16/1999	Guinn, Velma	HRP
0.00	1/24/2002	Lueras, Paul D.	HRP
0.00	1/14/2002	Nyman, Richard E.	HRP
0.00	7/1/1999	Ruiz, Consuelo	HRP & NRP
0.00	11/15/2001	Sheppard, Rex	HRP
0.00	10/29/2001	Stokes, Ollie M.	HRP
0.00	11/7/2001	Thomas, Sally C.	HRP
\$10,500.00	10/1/2002	Adame, Judy H3.0086.01	HRP
\$0.00	12/9/2002	Angel, Angie H1.0054.01 LOAN DEFAULTED 8/7/2012	HRP
\$6,650.00	3/7/2003	Baring, Severa H5.0162.02	HRP
\$0.00	10/16/2003	Bolden, Esther H2.0228.03	HRP
\$10,000.00	12/20/2000	Chiles, Geraldine (30-YEAR COVENANT)	NRP
\$15,000.00	10/16/2002	Coddington, Lester & Susan H3.0069.02	HRP
\$15,000.00	10/3/2002	Crain, Shirley J H2.0085.02	HRP
\$20,000.00	4/11/2003	Crider, Paul & Sally H2.0050.03	HRP
\$10,105.00	10/22/2002	Davis, Charles & Helen H3.0069.02	HRP
\$14,997.68	7/27/2001	Dietrich, Mary E - H2.0053.00 (30-YEAR COVENANT)	HRP
\$0.00	9/25/2002	Doidge, Nellie H3.0098.00	HRP
\$7,475.00	9/9/2002	Durant, Catherine & Ruth - H1.0041.01	HRP
\$5,960.00	5/8/2003	Fields, Howard H5.0259.02	HRP
\$15,000.00	3/2/2001	Foster, Nathan & Valencia - H2.0002.00 (30-YEAR COVENANT)	HRP
\$16,970.00	11/14/2002	Hall, Annie H2.0072.02	HRP
\$8,325.00	8/8/2001	Hollenbeck, Audrey - H3.0060.00 (30-YEAR COVENANT)	HRP
\$0.00	9/6/2001	Lowe, John & Socorro - H2.0063.00 (30-YEAR COVENANT)	HRP
\$22,830.00	10/3/2001	Massey, Martha - H2.0102.00 (30-YEAR COVENANT)	HRP
\$14,940.00	12/13/2002	Masters, David H1.0112.01	HRP
\$686.50	11/15/2002	Millsap, Cheryl H2.0138.02	HRP
\$14,910.00	5/25/2001	Morris, Terryl & Jona - H2.0043.00 (30-YEAR COVENANT)	HRP
\$5,274.00	9/24/2002	Munoz, Sonia H2.0070.00	HRP
\$0.00	5/25/2001	Newberry, Dorothy - H3.0062.00 (30-YEAR COVENANT)	HRP
\$14,958.00	9/13/2001	Nunez, Paul & Laura - H3.0097.00 (30-YEAR COVENANT)	HRP
\$20,245.00	3/20/2003	Perez, Lilia Teyssier H2.0003.02	HRP
\$7,500.00	3/18/2003	Pigford, Gerline & Ricky Thomas - H1.0188.02	HRP
\$19,585.00	3/7/2003	Puig, John H1.0012.01	HRP
\$2,800.00	3/26/2001	Quintero, Javier - H2.0032.00 30-YEAR COVENANT	HRP
\$15,000.00	4/5/2001	Rodriguez, Abraham - H2.0058.00 (30-YEAR COVENANT)	HRP
\$7,500.00	10/31/2002	Sandoval, Maria & Hilario H5.0172.02	HRP
\$15,000.00	8/8/2001	Santos, Mercedes - H2.0047.00 (30-YEAR COVENANT)	HRP
\$12,965.00	5/7/2001	Sierra, Marion - H3.0018.00 30-YEAR COVENANT	HRP
\$19,899.00	3/3/2003	Smith, Dorothy H5.0047.02	HRP



Amount	Date the loan or check was issued	Person's name	
\$14,980.00	2/20/2002	Stinebring, Jeanette - H3.0065.00	HRP
\$0.00	9/13/2004	Suffeool, Linda - H3.0066.00-30-YEAR COVENANT	HRP
\$4,290.00	12/9/2002	Tatner, Lucille - H5.0169.02	HRP
\$0.00	9/23/2002	Tibbs, Arthur H1.0005.02	HRP
\$0.00	10/26/2001	Trujillo, Ceella - H2.0067.00 (30-YEAR COVENANT)	HRP
\$4,457.00	10/22/2002	Vaca, Manuel & Ernestina H4.0187.02	HRP
\$0.00	2/18/2003	Vasquez, Jose B & Eva & Veronica H2.0090.01	HRP
\$0.00	9/27/2002	Vogel, Karla J H5.0079.01	HRP
\$7,840.00	10/3/2001	Wheat, Alvin - H3.0003.01 (30-YEAR COVENANT)	HRP
\$20,000.00	4/1/2003	White, Bertran & Mae Rean H1.0056.02	HRP
\$17,944.00	3/14/2003	Zendejas, Maria H2.0163.02	HRP
0.00	3/22/2010	ABRIC, DEBORAH & EDMOND	RDA Infill
8,735.00		ADAMS, JOSEPH & HELEN	HRP
21,275.00	10/10/2006	ADAMS, ROSIE	HRP
0.00	11/1/2005	AGUIAR, SANTIAGO & MARTHA	HRP
0.00	10/24/2007	AGUIRRE, ANDREA	HRP
20,960.00		AKER, CLYDE & DOROTHY	HRP
18,723.00	6/16/2009	ALCARAZ, JUDI	HRP
0.00	2/6/2004	ALDAMA, GLORIA	HRP
30,849.00	4/17/2007	ALEJO, MARIA OLINDA	HRP
18,710.00	5/2/2007	ALFARO, LUIS & MARIA	HRP
0.00	7/9/2004	ALMADA, RICARDO	HRP
25,735.00	2/6/2004	ALVAREZ, ANICETO & ALICIA	HRP
19,490.00	9/21/2009	ALVAREZ, JOSE & LORRAINE	HRP
23,416.00	5/25/2004	AMPARANO, DAVID	HRP
22,408.00	3/1/2006	ANDERSON, HETTIE	HRP
17,490.00	4/2/2010	ANDERSON, WILLIAM & DARLENE	HRP
0.00	2/6/2004	ANDRADE, RAMON & TERESA	HRP
19,440.00	7/22/2010	ANDREWS, VICKI	HRP
19,680.00	4/26/2004	ANTONISSEN, LINDA	HRP
15,130.00	8/26/2010	ANUNCIATION, JENNIE	HRP
23,218.00	11/18/2008	BAER, EDNA	HRP
8,900.00	8/16/2010	BAGG, JAMES & LESLIE	HRP
0.00		BANKS, NATHAN	HRP
10,000.00	8/19/2010	BARAJAS, RAMIRO & GLORIA	NRP
20,835.00	9/16/2010	BARBOZA, BENNY	HRP
20,000.00	2/21/2008	BARNETT, MARILYN	HRP
7,280.00	7/22/2009	BARRAZA, BLANCA	HRP
20,000.00	7/17/2009	BARRIOS, VIOLA	HRP
21,910.00	1/10/2005	BARRON, ORIBIA	HRP
20,390.00	4/22/2010	BARROZO, BRUNO	HRP
15,625.00	10/29/2009	BATES, LORENA	HRP
20,000.00		BAYSINGER, HERMAN & SANDRA	HRP
0.00	5/13/2010	BAZLEY, ROBERT & KYNA	HRP
0.00	3/18/2003	BELL, EMMY	HRP
0.00	4/7/2010	BELL, FLORA	HRP
19,285.00	8/13/2009	BELOAT, DICK & GERTRUDE	HRP
21,200.00	5/21/2004	BELTRAN, DIANE	HRP
20,000.00	8/18/2003	BENNETT, JEANNINE	HRP
0.00	3/28/2005	BERNARD, SHARON	HRP
20,000.00	10/1/2008	BEST, EDDIE	HRP
20,000.00	12/9/2002	BETHURUM, DONNETTA	HRP
0.00	9/8/2005	BEYLIK, BETTY	HRP
0.00	1/20/2010	BISHOP, BRENT & CRYSTAL	HRP
19,965.00		BJORK, PAULETTE & REES	HRP
20,000.00	8/29/2008	BLACK, DANYELL	HRP
20,000.00	9/29/2009	BLAIR, SUSAN	HRP
484.00	9/29/2009	BLAZE, LULA	HRP
9,320.00	2/6/2004	BLAZE, LULA	HRP
0.00	5/13/2002	BLUFORD, VERNELL	HRP
0.00	6/29/2009	BOECKEL, STEPHEN & LESLIE	HRP
19,895.00		BOGGIO, JIMMIE	HRP
15,375.00		BOLLEN, MYRA	HRP
21,538.00		BORDERS, BARBARA	HRP
19,972.00	9/15/2010	BORDERS, ELVERA	HRP
19,432.75	2/6/2004	BOREK, GERALD	HRP
0.00	2/20/2004	BORGES, BOB & STACY	HRP
17,460.00	8/18/2005	BOSMAN, MICHAEL & MARSHA	HRP
0.00	8/18/2005	BOULANGER, MARIE	HRP

0.00	9/29/2004	BOULANGER, MARIE	HRP
0.00	8/29/2008	BOYD, RUBY	HRP
19,400.00	8/22/2006	BOYLE, MARDEAN	HRP
20,678.00	1/29/2007	BRADFORD, EUGENE	HRP
0.00	5/13/2008	BRAMLETT, BARBARA	HRP
0.00	3/20/2007	BREWER, DOROTHY	HRP
0.00	6/16/2009	BRIGENO, JOSE	HRP
20,000.00	7/18/2007	BROTHERS, GEORGE	HRP
18,931.76	2/6/2004	BROWDER, CHARLES	HRP
20,000.00		BROWN, HAYWARD & SHIRLEY	HRP
0.00	4/26/2004	BROWN, MARGARET	HRP
0.00	2/20/2004	BRYANT, JAMES	HRP
0.00	12/3/2004	BRYANT, JAMES	HRP
22,061.00	10/9/2008	BUSH, WINONA	HRP
19,155.00	2/6/2004	BUTLER, GENE & JOANN	HRP
20,000.00	1/30/2006	BUTLER, GWENDOLENA	HRP
0.00	1/10/2005	CABALLERO, CARLOS & GUILLERMINA	HRP
5,007.00	4/26/2004	CAMPA, SANDRA	HRP
0.00	5/6/2009	CANHOTO, MARIA (WICK)	HRP
13,170.00	1/4/2006	CARABAJAL, ROSE	HRP
5,486.00		CARBAJAL, JAVIER	HRP
20,000.00	2/26/2009	CARDEN, JOSEPH	HRP
20,000.00		CARDWELL, MELVIN & MADELINE	HRP
0.00		CARMONA, MICHAEL & SANGEETHA	HRP
0.00	4/9/2004	CARRILLO, ROGELIO & REYNA	HRP
19,940.00	8/2/2006	CARRILLO, ROBERT & OLIVIA	HRP
5,031.00	2/18/2003	CASTILLO, JUAN & BERTHA	HRP
0.00		CAWELT, FRANCES	HRP
4,280.00	1/4/2006	CEBREROS, ENEDINA & ANTONIO	HRP
5,486.00	11/7/2005	CENTENO, CONSUELO	HRP
5,486.00	5/7/2009	CENTENO, MARIA CELIA & RAMIREZ, MARGARITA	HRP
15,800.25	10/19/2006	CERVANTES, JESUS	HRP
5,486.00	7/8/2010	CERVANTES, LAURA	HRP
19,996.00	6/9/2003	CHARLESWORTH, BETTY	HRP
0.00	6/23/2010	CHAVEZ, PAUL JR. & GABRIELA	HRP
0.00	4/2/2004	CHIOFOLO, JEREMIAH	HRP
8,188.00		CHIVERAL, MARY	HRP
0.00	2/9/2006	CLARK, WILLIAM & LINDA	HRP
33,115.00	2/6/2004	CLARKE, JUNE	HRP
13,552.00		CLAYTON, CHARLES	HRP
20,950.00	9/22/2009	CLEMONS, MAGNOLIA	HRP
20,750.00		COCHRAN, BETTY	HRP
18,932.00	4/10/2009	CONDON, KALYN	HRP
9,170.00	4/22/2004	CONE, MARIE & ANSON	HRP
11,920.00		COOK, DINAH	HRP
20,072.00	11/8/2004	CORRALES, IVAN	HRP
0.00		GORREA, GUADALUPE	HRP
20,000.00	3/31/2011	COSENTINO, FRANK & DIANE	HRP
16,897.00	3/10/2003	COSTANZO, DAVID	HRP
0.00		COUWENHOVEN, RONALD & BONNIE	HRP
19,775.00	11/3/2006	CUEVAS, LUIS & RAQUEL	HRP
29,110.00	2/11/2004	CURIEL, MARIA	HRP
18,938.60	6/11/2004	CYR, VIVIAN & MELVIN	HRP
0.00	11/30/2006	DALBEY, CHARLES & LILLIAN	HRP
16,175.00	10/15/2009	DARLAND, ALVIN & BARBARA	HRP
19,839.00	12/9/2002	DAVIS, BETTIE	HRP
0.00	6/9/2011	DE LAO, ALFREDO & MARCELLE	HRP
0.00	9/1/2004	DENNIS, ARTHUR	HRP
0.00	5/4/2006	DEW, DIONNE	HRP
0.00	7/30/2008	DIAZ, MARIA	HRP
14,450.00	12/9/2002	DIAZ, MARIA	HRP
20,910.00	5/25/2004	DIAZ, MARIA & HIPOLITO	HRP
7,539.00	8/13/2004	DOERR, BERTHA	HRP
0.00	12/29/2005	DOUGLAS, JOSEPH & GENEVIE	HRP
0.00	2/26/2009	DOVAL, LARRY	HRP
0.00	10/4/2007	DREMEL, GAIL	HRP
20,990.00	1/4/2006	DRISCOLL, DOLORES	HRP
5,486.00	10/4/2010	DUARTE, SANTOS	HRP
19,985.00	6/1/2006	DUDLEY, NORMA	HRP

Amount of the loan or grant	Date the loan or grant was issued	Person	
5,486.00	11/13/2009	DUENES, JOSE	HRP
18,925.00	2/28/2006	DUNCAN, MARY	HRP
0.00	<del>3/10/2005</del>	<del>DUNCAN, MARY</del>	HRP
19,994.00	2/24/2010	DUNLAP, FELTON	HRP
19,230.00	2/6/2004	DURAN, CELIA	HRP
7,330.00		EANS, CLARA	HRP
19,350.00	12/4/2002	EGERTON, ALFRED	HRP
5,675.61	10/19/2006	ELLISTON, HELEN	HRP
19,275.00	4/9/2004	ENCISO, JOSE & ANGELICA	HRP
6,200.00	8/26/2010	ENRIGHT, ELIZABETH & STEVE	HRP
0.00		<del>ERNST, SHIRLEY</del>	HRP
19,080.00		ESPINOZA, ANGELICA	HRP
17,220.00	11/8/2004	ESTRADA, FLORENTINO	HRP
19,710.00	2/28/2007	EVANGELISTA, LISA & NADINE REYES	HRP
0.00	<del>6/6/2008</del>	<del>FALOMIR, DAISY</del>	HRP
19,423.36		FEATHERSTONE, BRUCE & CINDY	HRP
0.00		<del>FELIX, MIGUEL</del>	HRP
19,646.00		FERNANDEZ, MARTHA	HRP
3,440.00	6/16/2009	FERRO, MANUEL & FELICIANA	HRP
19,915.00		FERRONATO, WANDA	HRP
9,900.00		FIORE, ROBERT & CHERYL	HRP
5,486.00	10/19/2006	FLORES, ADRIAN	HRP
0.00	<del>11/8/2004</del>	<del>FLORES, JESUS</del>	HRP
22,535.00	7/6/2005	FORD, LISA & THOMAS	HRP
0.00	<del>1/6/2010</del>	<del>FOX, DIANA</del>	HRP
24,937.00		FRANCO, ANTOINETTE	HRP
8,185.00	11/5/2004	GALLEGOS, TOMAS	HRP
0.00	9/14/2006	GARCIA, DEMETRIO	HRP
20,000.00	8/18/2004	GARCIA, GENARO	HRP
0.00	2/11/2004	GARCIA, JESUS & GLORIA	HRP
0.00	12/6/2005	GARCIA, JOE & TRINA	HRP
0.00	2/18/2003	GARCIA, JOSE	HRP
0.00	9/7/2004	GARCIA, MOISES & ANGELINA	HRP
5,486.00	4/7/2010	GARCIA, PORFIRIO	HRP
20,000.00	12/24/2007	GARDNER, JOYCE	HRP
0.00	<del>9/2/2008</del>	<del>GARDNER, MARY</del>	HRP
20,000.00	2/11/2004	GILLESPIE, MARNITA	HRP
21,273.00	10/7/2004	GLOVER, WILLIE & JOSEPH	HRP
0.00	10/1/2008	GONZALEZ, GILBERTO & MARIA	HRP
19,970.00	12/21/2009	GONZALEZ, JOSE & SUSANA	HRP
13,064.00	4/10/2009	GONZALEZ, LAURA & RAMIRO	HRP
25,419.04		GONZALEZ, LUIS & MARIA	HRP
19,847.00	3/10/2009	GRAHAM, DAVID	HRP
21,845.00	10/25/2004	GRAJEDA, JOHNNY	HRP
0.00	<del>8/18/2004</del>	<del>GRANADO, LORRAINE</del>	HRP
19,997.00	1/20/2010	GRANERO, HUMBERTO	HRP
19,800.00	12/10/2009	GRAY, DOROTHY	HRP
26,453.65	7/9/2004	GREEN, EDDIE	HRP
19,998.00	5/1/2007	GREEN, JOYCE	HRP
16,785.00	8/9/2007	GREGORY, BURL	HRP
0.00		<del>GRIER, WILLIAM</del>	HRP
19,995.00	12/27/2006	GRIES, JUSTIN	HRP
0.00	<del>1/27/2004</del>	<del>GRIGAS, JOSEPH</del>	HRP
20,670.00	12/8/2007	GUERRERO, MERCEDES	HRP
22,403.00	5/12/2006	GURULE, DARLENE	HRP
0.00	<del>4/2/2004</del>	<del>GUTIERREZ, FRANCISCO &amp; MARTHA</del>	HRP
20,000.00	8/13/2009	GUTIERREZ, MANUEL & COLLEEN	HRP
19,910.00	2/6/2004	GUZMAN, ROGELIO & GENOVEVA	HRP
0.00	1/3/2006	HAAMID, MURAD	HRP
21,210.00	5/26/2004	HALLIBURTON, TRACY	HRP
0.00		<del>HARA, PATRICIA</del>	HRP
20,000.00	8/26/2004	HARMS, THELMA	HRP
24,977.00		HAYWOOD, LOUIS	HRP
0.00	<del>2/17/2010</del>	<del>HENDRICKSON, LUPE</del>	HRP
20,000.00	6/1/2006	HERNANDEZ, DANNY	HRP
5,486.00	11/7/2005	HERNANDEZ, ROBERTO	HRP
31,680.00	12/4/2002	HERRERA, FRANK	HRP
0.00		<del>HICKS, RONELLE &amp; PATRICK</del>	HRP
19,513.00	5/10/2007	HILDA MACIAS - LAS PALMAS	HRP

0.00	10/15/2009	HIRTH, RAY	HRP
24,800.00	9/7/2004	HOBBS, HELEN	HRP
0.00	3/1/2006	HODGSON, VIRGINIA	HRP
0.00	2/20/2004	HOLLEY, THELMA R.	HRP
19,070.00	4/27/2006	HOLM, ROBERT	HRP
0.00	7/15/2009	HOLMGREN, VONNIE	HRP
19,925.00	12/11/2009	HOOKS, TOMMEE	HRP
0.00	2/6/2004	HORN, YVONNE	HRP
0.00	7/22/2010	HUFF, JOHN & MAE	HRP
17,675.00	5/29/2009	HUGHES, HAROLD & SAMANTHA	HRP
19,870.00	2/15/2011	HUGHES, TAYLOR & SHARON	HRP
0.00	12/6/2004	HARRA, AMALIA	HRP
20,000.00	4/29/2009	IVERY, DOROTHY	HRP
21,320.00	1/6/2011	JACK, THOMAS & REBECCA	HRP
9,949.00	7/9/2008	JAMES, SHEILA	HRP
19,999.00	10/10/2006	JAUREGUI, MARTIN & ALMA	HRP
20,000.00	9/7/2006	JENSEN, ALLEN & IRIS	HRP
0.00		JOHN & GERDA MANKIN	HRP
0.00	4/22/2010	JOLLEY, MINNIE	HRP
23,480.00		JORDON, CARL & JOYCE	HRP
5,486.00		JUAREZ, RUBEN	HRP
24,190.00		JULIA SOLORZANO - PAUL LA PENIA	HRP
0.00	5/24/2002	KELLY, CATHY	HRP
4,560.00	12/10/2008	KELLY, CORINNE	HRP
18,006.00	5/14/2003	KELLY, JENNIFER	HRP
0.00		KELLY, PATRICIA	HRP
0.00		KENISTON, GARY	HRP
0.00	9/21/2005	KENNEDY, JAMES & PEARLINE	HRP
0.00	6/11/2004	KEPLEY, NANCY	HRP
20,000.00	10/29/2009	KEPLER, GWENETHA & DORIS	HRP
17,755.00	7/9/2004	KERR, WINNIFRED	HRP
0.00	1/9/2008	KING, CARL & TAMMY	HRP
19,607.00	10/27/2008	KIRKLAND, JAMES	HRP
17,949.00		KNIGHT, SADIE	HRP
21,560.00	5/14/2004	KNOFLER, LEONARD	HRP
0.00	5/26/2010	KOX, TERRY & DAWN	HRP
20,000.00	5/19/2010	KUNZ, SHARRON	HRP
0.00	5/19/2004	LA PLACE, ROBERT & GERALDINE	HRP
0.00	5/6/2009	LAMADRID, HUGO	HRP
16,521.00	5/6/2010	LANDA, EVELYN	HRP
21,970.00	5/10/2004	LANDINI, MARSHA	HRP
12,440.00	9/22/2004	LARES, PATRICIA & RENE	HRP
22,620.00	5/12/2008	LATHAM, LISA	HRP
12,150.00	3/22/2004	LE VANGIE, CHARLOTTE	HRP
8,061.00	10/19/2006	LEAVITT, JACK	HRP
4,865.00	3/10/2003	LEON, MICAELA & JESUS	HRP
0.00	1/11/2007	LEWIS, GLORIA F.	HRP
0.00	6/24/2010	LLOYD, JUNIOR & NOLA	HRP
0.00	2/6/2004	LONG, MARIE	HRP
0.00	1/7/2009	LOPEZ, CORNELIO	HRP
21,509.00	9/2/2005	LOPEZ, DARIA	HRP
0.00	9/2/2005	LOPEZ, FILIBERTO	HRP
5,486.00	8/16/2004	LOPEZ, JOSE DE JESUS	HRP
0.00	2/11/2004	LOPEZ, MANUEL & ODILIA	HRP
0.00	2/11/2004	LOPEZ, ROCIO	HRP
0.00	10/1/2007	LOPEZ, ROSIE	HRP
19,950.00	4/19/2005	LOVE, CALVIN & SYLVIA	HRP
0.00	12/5/2007	LOZANO, MIGUEL	HRP
19,998.00	8/26/2010	LUA, ALEJANDRO & LILIA	HRP
16,912.00	2/6/2004	LUERAS, DANIEL	HRP
20,000.00	1/6/2003	LUKASIK, JOSEPHINE	HRP
0.00	1/4/2006	LUMLEY, WILLIAM & JENNY	HRP
0.00	1/27/2004	LUNSTRUM, RALPH & BENNIE	HRP
20,000.00	3/11/2005	LYNN, ROBERT & CHRISTINE	HRP
0.00	1/6/2010	MABERY, ROBERT	HRP
23,539.00		MACDONALD, ETHEL	HRP
0.00	10/19/2006	MACHADO, GUSTAVO & LOURDES	HRP
5,486.00	10/7/2009	MADUENA MENDEZ, JOSE	HRP
18,605.00		MAGDALENO, CHRIS & KIM	HRP

Amount of the loan or grant	Date the loan or grant was issued	Person or entity	County
17,685.00	1/16/2008	MALDONADO, EFRAIN	HRP
20,000.00		MANLEY, JOYCE	HRP
30,410.00	2/28/2006	MANUEL & GUILLERMINA GARCIA-PASEO DE LOS HEROES	HRP
5,486.00	4/9/2004	MARCELO, ANTONIO	HRP
15,562.34		MARSHALL, CORA	HRP
0.00	4/26/2004	MARTINEZ, JOSE	HRP
14,662.00	6/24/2005	MARTINEZ, MARINA	HRP
19,973.00	12/13/2006	MARTINEZ, PAULINE	HRP
0.00	2/6/2004	MCCALLUM, HELEN	HRP
21,580.00	12/9/2003	MCCARTER, ADELL	HRP
64,351.63	5/5/2006	MCCONKEY, BETTY	HRP
0.00	4/27/2006	MCGRAW, ROBERT	HRP
0.00	11/7/2002	MCGUIRE, RONALD	HRP
0.00	3/27/2008	MCKAY, GERALDINE	HRP
9,400.00	5/25/2004	MCKEE, CLARK & JUDITH	HRP
0.00	2/6/2004	MCLAUGHLIN, REBA	HRP
0.00		MCNEELY, RICHARD	HRP
0.00	9/4/2009	MEHA, IRENE & REMUJO	HRP
21,000.00	9/29/2006	MELENDREZ HARGROVE, FRANCES	HRP
22,125.00	1/14/2005	MELENDREZ, ROSEMARY	HRP
28,514.00	5/12/2003	MELGAREJO, MARIO	HRP
19,660.00	7/8/2004	MELSON, MICHAEL	HRP
20,775.00		MENDEZ, REYDESEL & VELIA	HRP
0.00	2/3/2006	MENDOZA, TERESA	HRP
0.00		MERCHANT, GISA	HRP
20,640.00	1/8/2010	MEZA, KARLA	HRP
21,135.00	10/30/2006	MILANO, RAIMUNDO & RAMONA	HRP
14,953.66	12/3/2009	MILLER, DONALD	HRP
18,560.00	4/14/2010	MILLER, DOREEN	HRP
22,847.00	9/3/2009	MILLSLAGE, SUSAN	HRP
17,705.00	2/11/2004	MITCHELL, FLOYD & DOLORES	HRP
22,970.05	5/9/2003	MOHUNDRO, WAYNE JR. & MARIA	HRP
22,440.80	11/12/2004	MOLINA, LETICIA & CORINNA	HRP
0.00	5/6/2009	MONAHAN, THOMAS & LAUREN	HRP
21,100.00	7/26/2004	MONDARY, RAYMON	HRP
20,000.00	1/4/2006	MONGE, DANIEL & ALEJANDRA	HRP
5,157.00	3/19/2004	MONJARAZ, FELIPE J.	HRP
0.00	7/22/2010	MONTOYA, JOAQUIN & JUANA	HRP
20,000.00	2/11/2004	MOORE, ELIZABETH & JOHN	HRP
21,475.00	5/25/2004	MOORE, TONI	HRP
9,775.00	2/6/2004	MOREMAN, TRACY	HRP
11,035.00	3/16/2009	MORRISON, GERTRUDE	HRP
12,965.00	7/9/2008	MORTENSEN, JOANNE	HRP
15,964.00	7/9/2008	MOSQUEDA, RICARDO	HRP
5,486.00	9/8/2006	MOSQUEDA, RICARDO	HRP
23,965.00		MUHAMMAD, CLARA	HRP
0.00	8/13/2004	MULLINS, RICHARD & PATRICIA	HRP
19,889.00		MUMPHREY, IELATHA	HRP
0.00	12/13/2005	MUNOZ, ARMANDO	HRP
19,980.00	4/10/2009	MUNOZ, JOSE & DELIA	HRP
18,730.00	4/10/2009	MUNOZ, REFUGIO & CONNIE	HRP
1,310.00	10/19/2006	MUNOZ, REFUGIO & CONNIE	HRP
0.00	8/20/2007	MURILLO, TOMAS	HRP
24,251.00	1/7/2009	MURPHY, JO ANN	HRP
24,999.99		NARDI, MARILYN	HRP
16,505.00	12/5/2007	NASH, BILLIE JO	HRP
21,987.00	2/11/2004	NASON, LOIS	HRP
0.00	1/27/2004	NAVARRO, RENE & GUADALUPE	HRP
0.00	8/13/2004	NEGRETE, BALTAZAR & ANA	HRP
0.00	4/12/2011	NEIGHBORS, ROSY	HRP
20,000.00	1/4/2006	NEUFNER, KAREN	HRP
38,420.00	2/6/2004	NGUYEN, CHARLES & HOA	HRP
21,065.00	1/10/2005	NGUYEN, LE	HRP
0.00	8/18/2006	NORWOOD, ERIC & LINDA	HRP
0.00	5/25/2004	NUNEZ, ALVARO & HILDA	HRP
20,258.00	2/28/2007	OCHOA, AURA	HRP
15,575.00	3/19/2004	OLGA ARNUEO	HRP
0.00	8/19/2010	OLSEN, PAULA	HRP
21,200.00	3/28/2008	OROPEZA, ELVIA	HRP

21,689.00		OROZCO, FIDEL & GLORIA	HRP
20,000.00	1/4/2006	ORR, SHARON	HRP
0.00	1/25/2006	ORTEGA, GLORIA	HRP
0.00	5/21/2004	ORTEGA, MARIA M.	HRP
18,257.00	8/18/2009	ORTEGA, RENATA	HRP
20,869.60	12/17/2007	ORTIZ, CELSO	HRP
24,300.00	1/20/2004	ORTIZ, ELIAZAR & GLORIA	HRP
21,661.00	4/7/2010	ORTIZ, JOSE & NORA	HRP
20,455.00	9/29/2004	ORTIZ, YOLANDA	HRP
0.00	4/19/2007	OWENS, WILLIE & MAXINE	HRP
7,280.00		PACHECO, JULIO	HRP
2,465.00	11/17/2009	PADILLA, DANIEL & JENEVA	HRP
28,190.00	4/7/2010	PALMORE, LUCILLE	HRP
20,720.00	4/10/2007	PARIS, CRISTI	HRP
0.00	5/25/2004	PASTRANO, MYRIA	HRP
0.00	8/18/2009	PATTERSON, JAMES & JOYCE	HRP
21,248.00	10/19/2006	PENA, DOROTHY	HRP
5,486.00	2/28/2007	PEREZ, ALEJANDRO & MARIA	HRP
22,769.00		PEREZ, ALFONSO	HRP
0.00	10/12/2004	PEREZ, ANTONIO & MARIA	HRP
0.00	4/19/2005	PEREZ, COSME & ROSA	HRP
22,412.25	2/22/2007	PEREZ, ISIDRO	HRP
28,262.00	12/29/2005	PEREZ, JOSE DE JESUS & ESTELA	HRP
21,760.00	4/17/2003	PEREZ, JUANITA	HRP
0.00	3/17/2006	PEREZ, MARIA & IGNACIO	HRP
0.00		PEREZ, RICARDO & MARIA	HRP
19,922.00	4/9/2004	PETERSON, DEBORAH S.	HRP
16,200.00	7/27/2010	PIEHLER, CHARLES & BONNIE	HRP
17,895.00	5/25/2004	PLUM, MATHEW & MARY	HRP
19,625.00	1/11/2007	POWELL, JUANITA	HRP
0.00	1/28/2005	PRYOR, JOELLYN	HRP
14,700.00	10/10/2006	RAFFERTY, TIMOTHY	HRP
0.00	7/30/2004	RAMBLAS, MANUEL & ALMA	HRP
0.00	12/17/2008	RAMIREZ, ARTURO & GRISELDA	HRP
19,388.00		RAMIREZ, ISIDRO & MARIA	HRP
5,486.00	3/1/2006	RAMIREZ, JUAN M. & HERNANDEZ, MARGARITA	HRP
0.00	4/27/2006	RAMIREZ, MANUEL	HRP
23,565.00	4/26/2004	RAMIREZ, TONY & GRACE	HRP
16,981.00	1/10/2005	RAMOS, MARIA	HRP
0.00		RAND, BETTY	HRP
20,000.00		RASCON, THEODORE	HRP
13,046.50	4/9/2004	RDA	HRP
12,295.00		REESE, RICHARD & LILLIAN	HRP
22,342.00		REGALADO, JAVIER	HRP
19,760.00	4/26/2004	REICHARD, TONI	HRP
18,760.00	3/20/2006	REYES, DOMINGO & ALMA	HRP
0.00	12/27/2006	REYNOLDS, HELEN	HRP
23,894.00	5/1/2006	REYNOLDS, SHERRY	HRP
0.00		RICH, MARTILLIE	HRP
19,025.00	6/9/2003	RICHARDSON, BILL AKA WILLIAM	HRP
20,000.00	5/10/2007	RILEY, EILEEN	HRP
19,750.00	3/4/2009	RITCHIE, ANGELA - H50170.06	HRP
20,545.00	6/12/2006	RIVAS, ALCIDES	HRP
19,995.00	6/4/2004	RIVERA, FREDRICK & MARY	HRP
0.00		ROBINSON, KATHLEEN	HRP
22,661.00	6/9/2011	RODRIGUEZ, DAMASO & JOANNA	HRP
11,826.00	5/13/2004	RODRIGUEZ, ENGRACIA	HRP
0.00		RODRIGUEZ, RAMON & NAOMI	HRP
19,933.01	9/16/2010	RODRIGUEZ, RUBEN AND MARIA	HRP
11,449.00	3/16/2004	ROGERS, BETTIE	HRP
0.00		ROJAS, RAMON & ELIZABETH	HRP
0.00	7/6/2005	ROMERO, CHARLES	HRP
0.00	11/17/2006	ROSENBERY, PATT	HRP
0.00		RUIZ, ESTELLA	HRP
0.00	9/11/2002	RUIZ, TRINIDAD	HRP
0.00	11/9/2007	RUSK, DONNA	HRP
20,393.00		SAENZ, LEO & CLORINDA	HRP
0.00	6/11/2004	SALCIDO, ALBERT & JENNIE	HRP
0.00	3/27/2008	SALGADO, ANGELA	HRP

	Date of Issue	Name	HRP
22,587.00	1/4/2008	SALMINEN, ROBERT	HRP
19,828.00	11/17/2006	SAMUEL, JOHN & SANDRA	HRP
0.00	5/25/2004	SANCHEZ, ARMINDA	HRP
0.00	10/19/2006	SANCHEZ, CARLOS & ROSAURA	HRP
5,486.00	3/20/2003	SANCHEZ, MARIA	HRP
0.00	5/1/2008	SANCHEZ, MARTHA	HRP
0.00	12/21/2004	SANDOVAL, SARA	HRP
11,812.40	4/2/2010	SAUCEDO, JOSE	HRP
0.00	6/14/2007	SCHARTON, WILLIAM & DONNA	HRP
0.00	2/20/2007	SCHIRMER, DENNIS	HRP
0.00	11/13/2009	SEANEZ, SUSAN	HRP
18,600.00	5/6/2010	SERAFIN, FELIX	HRP
9,918.50	2/6/2004	SHARP, JERRY	HRP
9,539.00	5/14/2009	SHEPPARD, JANA	HRP
21,795.00		SIBLEY, JOSEPH & LINDA	HRP
17,470.00	5/17/2005	SILVA, JORGE & LILIANA	HRP
0.00	5/12/2006	SILVEIRA, MARTIN & SUZANNE	HRP
0.00	1/28/2005	SISTOS, EMETERIO	HRP
0.00	4/22/2004	SLAYTON, THOMAS & MISTY	HRP
20,000.00	6/24/2010	SLOAN, BETTY	HRP
19,960.00	7/2/2009	SMITH, DONALD & SANDRA	HRP
19,400.00	6/16/2009	SMITH, MARY	HRP
20,000.00	11/24/2009	SMITH, SHIRLEY	HRP
20,000.00	1/10/2005	SNYDER, HENRY & MARILYN	HRP
5,486.00	5/25/2004	SOLIS, VERONICA	HRP
19,929.00	5/19/2010	SOTO, ROSARIO	HRP
17,375.00	6/29/2005	SQUIRES, CLYDE & ESTHER	HRP
0.00	10/9/2008	STANTON, JESSIE & TERESITA	HRP
0.00	10/19/2006	STEWART, MARTHA	HRP
0.00	2/20/2004	STEWART, CHARLES & GWENDOLYN	HRP
9,985.00	1/29/2009	STEWART, MARION & PAUL	HRP
0.00	6/16/2009	STOCKMAN, DEBRA & JACK	HRP
18,603.00	6/3/2004	STRINGER, WILLIE	HRP
20,395.00	1/6/2006	TASHMAN, RIAD	HRP
5,157.00	10/19/2006	TEJADA, LUIS	HRP
5,486.00	7/28/2009	TELLEZ, MARIA	HRP
22,152.00	10/20/2008	TEWELL, RUSSELL	HRP
16,983.00	12/16/2009	THOMASON, REY	HRP
18,725.00		THOMPSON, TRACY	HRP
20,000.00	7/5/2011	TIPPENS, PAULA	HRP
19,655.00		TITUS, RONALD	HRP
19,342.00	1/4/2006	TORRES, CONCEPCION & JOSE	HRP
0.00		TORRES, MARIA	HRP
0.00	4/29/2010	TREVINO, SANTIAGO & ESMERALDA	HRP
21,960.00	12/11/2009	TRIBBLE, BEAU	HRP
14,783.00	6/22/2007	TROWBRIDGE, FRANCIS & LINDA	HRP
31,860.00	11/26/2005	TUCKER, ELEASE	HRP
16,447.64	6/1/2006	TURNER, ALBERTA O.	HRP
12,265.00	8/26/2010	TWIST, KIMBERLY	HRP
5,486.00	3/11/2010	URIBE, MARTIN	HRP
14,702.00	11/12/2004	VAN AKEN, PHYLLIS	HRP
20,000.00	11/14/2005	VARELA, FRANK & DONNA	HRP
5,486.00	2/17/2010	VARGAS, MARIA	HRP
5,486.00	1/27/2004	VASQUEZ, EVANGELINA	HRP
18,999.40	12/21/2007	VASQUEZ, MARY	HRP
0.00	10/9/2009	VELAZQUEZ, FRANK & GRACE	HRP
24,765.00	4/28/2003	VENEGAS, JUNE LORRAINE	HRP
22,295.00	11/9/2006	VINCENT, KAREN	HRP
17,935.00		WAHL, DONALD & LULA	HRP
36,576.00	6/13/2005	WALKER, CHERRAU	HRP
0.00	4/29/2009	WALTON, LEONA	HRP
28,345.00	2/6/2004	WATKINS, SHARON	HRP
19,560.00	9/2/2008	WEISS, BETTY	HRP
0.00		WENDEL, EVALEEN	HRP
13,123.00	12/4/2002	WHITE, GAIL	HRP
0.00	5/12/2008	WHITE, LOVELACE	HRP
0.00	6/29/2009	WHITHEAD, CYNTHIA & RICHARD	HRP
19,975.00	10/24/2007	WHITTAKER, JACK & NORMA	HRP
20,317.00	2/6/2004	WILLIAMS, BLANCH	HRP

21,160.51	1/30/2009	WILLIAMS, PATRICK	HRP
0.00	<del>7/25/2007</del>	<del>WILSON, TANYA</del>	<del>HRP</del>
25,000.00	12/2/2002	WILYAT, CAROL	HRP
0.00		<del>WINGROVE, JAMES</del>	<del>HRP</del>
0.00	4/9/2004	WOODWARD, EVELYN	HRP
0.00	7/24/2006	WOOTEN, KIMBERLY	HRP
0.00	8/25/2005	WRIGHT, EVELYN	HRP
17,580.00	8/4/2004	WRIGHT, JACK	HRP
19,635.00	9/22/2008	ZAMORA, JOSE & DINA	HRP
19,634.00	10/24/2000	ZAVALA, JORGE & OLIVIA	HRP
0.00	<del>8/25/2000</del>	<del>ZUMAYA, BRAULIO</del>	<del>HRP</del>
9,995.00	10/24/2000	ARELLANO, JESUS & MARIA	NRP
8,700.00	12/21/2000	FRANKS, NANCY	NRP
15,000.00	7/20/2001	MARTINEZ, SIMON & EVANGELINA	NRP
21,000.00	9/18/2000	OCHOA, JESUS & MARIA	NRP
10,000.00	1/18/2001	PUGA, FRANCISCO & CANDELARIA	NRP
0.00	1/10/2001	<del>SAUER, AARON &amp; IRENE</del>	<del>NRP</del>
9,366.00	10/6/2000	SCHARSCH, GUADALUPE	NRP
10,000.00	8/25/2000	VALDEZ, YOLANDA & FELIX	NRP
50,000.00	12/3/1998	BRIGGS APTS - VINCENT BRINK	Development Grant
78,700.00	11/3/2008	HABITAT FOR HUMANITY RIVERSIDE, INC. / 5259 37TH ST	Development Grant
350,000.00		HA - HOME GARDENS INFILL PROJECT	Development Grant
2,963,833.00		LAS SERENAS/VILLAGE AT MECCA - OLIPHANT & WILLIAMS ASSOCIATES, INC.	Development Grant
50,000.00	5/11/1995	MISSION VILLAS APTS - FAMILY SVC SENIOR HSG	Development Grant
75,000.00	3/25/2005	OASIS GARDENS - MELKESIAN, BOBBY	Development Grant
1,670,000.00	9/26/2008	PASEO I / MECCA MHP - COACHELLA VALLEY HOUSING COALITION	Development Grant
8,700,000.00	12/6/2005	Desert Rose Apartments (aka Ripley Farmworker Center)	Development Grant



Amount of the loan or grant	Date the loan or grant was issued		
350,000.00	2/20/2002	WILDOMAR APTS II - AMBER THRALLS DEVELOPMENT COMPANY	Development Grant
0.00	12/17/2007	HENSON, ALMA	HRP
0.00	2/28/2006	REVES, JOSE & NYDIA	HRP
0.00	6/10/2010	ELKINS, GEORGIA	HRP
0.00	5/2/2007	SORIANO, MANUELA & FAUSTINO	AMHRP
0.00	4/24/2007	WATSON, STEPHEN	AMHRP
0.00	5/1/2007	TISBY, ELSIE	AMHRP
3,580,144.00	10/4/2002	MISSION PALMS I - FREDERICK & 52ND STREET, LP (MISSION LARUE SR APS)	Development Grant
2,282,611.00	10/4/2002	MISSION PALMS II - MISSION LARUE II L. P.	Development Grant
0.00	8/3/2006	SHIREY, BETTY & BILLY	THRP
165,000.00	11/19/1999	Avalon Apartments / Wayne Browning	Development Grant
1,400,000.00	8/1/2002	Las Mananitas Apartments I & II	Development Grant
0.00	6/5/2007	Wildomar Tres Lagos Limited Partnership/Palm Desert Development Co	Development Grant
6,500,000.00	2/26/2008	Mountain View Estates MHP	Development Grant
209,243.00	12/30/2009	CVHC - Valencia Self Help Homes	Development Grant
173,000.00	5/10/2011	5580 Molino Way Infill	Development Grant
6,745,000.00	10/11/2011	Orange Blossom Apts	Development Grant
55,000.00	12/7/2010	Pontiac Infill Housing	Development Grant
0.00	2/24/2000	Burkhardt, Jo Ann	HRP
0.00	5/26/2000	Davis, John & Barbara	HRP
0.00	5/3/2000	Escalante, Maria T	HRP
0.00	5/10/2000	Garcia, Rosie & Pablo	HRP
0.00	7/5/2000	Gonzalez, Jose & Josefina	HRP
0.00	6/20/2000	Higareda, Rosie/Carmen/Jesus	HRP
0.00	2/10/2000	Lamas, Hipolito & Joan	HRP
0.00	3/6/2000	Ley, Manuel & Julia	HRP
0.00	2/14/2000	Lopez, Esperanza	HRP
0.00	2/8/2000	Parker, Richard & Dorice	HRP
0.00	5/10/2000	Ramirez, Concepcion	HRP
0.00	2/8/2000	Ross, Helen	HRP
0.00	3/20/2003	Perez, Bennie	HRP
0.00	4/26/2002	Figueira, Jerusalina & John Dutra	HRP
0.00	8/21/2001	Hughes, Janet L.	HRP
19,774.50	2/24/2003	McKenna, Doris	HRP
15,000.00	6/24/2002	Velasco, Jose	HRP
0.00	4/11/2001	Williams, Edwar and Melanie Reinke H3-00036-00	HRP
15,000.00	4-Aug-02	Adams, Virginia	HRP
18,670.00	4-Sep-01	Armitage, Warren	HRP
12,884.00	20-Feb-02	Assef, Nadja V	HRP
14,995.00	15-Feb-02	Beard, Ravel & Reuben	HRP
0.00	23-Jan-02	Bernal, Emileen	HRP
7,500.00	13-Sep-02	Bond, Ilene	HRP
9,092.00	29-Mar-02	Brett, Shirley	HRP
9,995.00	16-Jan-01	Bryant, Lloyd	HRP
0.00	14-Aug-02	Congelosi, Bernice-C	HRP
13,025.00	27-Jul-02	Cross, Kristy	HRP
0.00	14-Mar-02	Dixon, Carol	HRP
15,000.00	7-Sep-02	Ernst, Anthony & Elizabeth	HRP
14,845.00	1-Mar-02	Gerez, Joe & Carmen	HRP
7,500.00	31-Jul-02	Gibbs, Mary	HRP
0.00	13-Nov-01	Green, Richard & Brenda	HRP
14,885.00	28-Jul-01	Grimes, Cindy	HRP
0.00	16-Aug-99	Guinn, Velma	HRP
7,455.00	5-Mar-02	Lopez, David & Tomasa Chaldez	HRP
0.00	15-Oct-01	Lowe, John & Socero	HRP
0.00	24-Jan-02	Lueras, Paul D.	HRP
15,000.00	23-Jan-02	Luna, Juan C.	HRP
0.00	13-Sep-02	Machado, Emerio & Juanita	HRP
0.00	1-Feb-02	Martinez, Mary G.	HRP
0.00	15-Mar-02	Maxwell, Robert Jr.	HRP
16,280.00	10-Mar-02	Moses, Johnnie	HRP
15,178.00	1-Aug-02	Murphy, Ruth	HRP
15,000.00	19-Feb-02	Nix, Delores	HRP
0.00	14-Jan-02	Nyman, Richard E.	HRP
8,331.00	12-Jul-01	Pauli, Donald & Walter	HRP
14,285.00	2-Apr-02	Pole, Helen	HRP
36,115.00	31-May-01	Quay, Matthew & Margaret	HRP
15,000.00	1-Mar-02	Ramirez, Efen & Martha Dane	HRP
0.00	1-Jul-99	Ruiz, Consuelo	HRP

8,075.00	14-Jun-02	Sammons, Kenneth & Susan	HRP
13,783.00	10-May-02	Savanh, Inpeng & Nishanth	HRP
0.00	7-Mar-02	Seere, Edward & Christine	HRP
0.00	15-Nov-01	Sheppard, Rex	HRP
0.00	27-Jun-02	Shubin, Mary	HRP
14,980.00	8-Jan-02	Stinebring, Jeannette	HRP
0.00	29-Oct-01	Stokes, Ollie M.	HRP
0.00	7-Nov-01	Thomas, Sally C.	HRP
14,196.00	17-Apr-02	Truman, Heber S.	HRP
15,000.00	18-Apr-02	Washington, Michael & Diane	HRP


**\$42,192,967.81**

# **Attachment C2**

**Statutory Value of Real Property Owned and  
Value of Loans Receivable**

**C2    Loans/Grants of HASA**

CSA LAND



768-400-001	Calle Verde	650,000.00	Source: 2006 HBT.
768-350-002	Calle Verde	768,621.00	Source: 2006 HBT.
<b>TOTAL VALUE OF LAND</b>		<b><u>1,418,621.00</u></b>	

# **Attachment C3**

Statutory Value of Real Property Owned and  
Value of Loans Receivable

**C3** Real Property of CSA

**CSA LOANS**

6/30/2023

**COACHELLA RDA AFFORDABLE HOUSING LOANS (CAHL)**

Loan No.	Name	6/30/2022 Final Balance	New Loans FY 2023	Interest	Payments	Adjustments	6/30/2023 Final Balance
N/A	De La Cruz, David	\$6,984.55		\$165.00			\$7,149.55
N/A	Marquez, Gerson	\$26,265.75		\$250.00			\$26,515.75
N/A	Avila Sr, Jose	\$7,173.96		\$165.00			\$7,338.96
N/A	Becerra, Alfredo	\$7,348.90		\$165.00			\$7,513.90
N/A	Flores, Juan	\$7,054.61		\$165.00			\$7,219.61
N/A	Garcia, Pedro	\$7,257.13		\$165.00			\$7,422.13
N/A	Lizarraga, Ruben	\$7,232.27		\$165.00			\$7,397.27
N/A	Ramirez, Julio	\$7,348.90		\$165.00			\$7,513.90
N/A	Sandoval, Francisco	\$7,348.90		\$165.00			\$7,513.90
N/A	Silva, Alejandro	\$7,232.27		\$165.00			\$7,397.27
N/A	Solis, Jose	\$7,059.59		\$165.00			\$7,224.59
N/A	Zaragoza, Oscar	\$7,338.50		\$165.00			\$7,503.50
<b>Total</b>		<b>\$105,645.33</b>	<b>\$0.00</b>	<b>\$2,065.00</b>	<b>\$0.00</b>	<b>\$0.00</b>	<b>\$107,710.33</b>

**COACHELLA RDA FIRST TIME HOME BUYER LOANS (CFTHB)**

Loan No.	Name	6/30/2022 Final Balance	New Loans FY 2023	Interest	Payments	Adjustments	6/30/2023 Final Balance
N/A	Barajas, Amelia	\$3,500.00					\$3,500.00
N/A	Figueroa, Ricardo	\$3,500.00					\$3,500.00
N/A	Mozas, Gilbert	\$3,500.00		\$3,440.74	(\$6,940.74)		\$0.00
N/A	Zamora, Vicente	\$3,500.00		\$3,259.51	(\$800.00)		\$5,959.51
<b>Total</b>		<b>\$14,000.00</b>	<b>\$0.00</b>	<b>\$6,700.25</b>	<b>(\$7,740.74)</b>	<b>\$0.00</b>	<b>\$12,959.51</b>

**COACHELLA RDA FTHB DOWN PAYMENT ASSISTANCE PROGRAM (CDPAP)**

Loan No.	Name	6/30/2022 Final Balance	New Loans FY 2023	Interest	Payments	Adjustments	6/30/2023 Final Balance
N/A	Morin, Hector	\$85,041.78		\$750.00			\$85,791.78
N/A	Rodriguez, Lorena	\$85,041.78		\$750.00			\$85,791.78
N/A	Salinas, Misty	\$85,341.78		\$750.00			\$86,091.78
N/A	Zepeda, Steven	\$85,298.63		\$750.00			\$86,048.63
<b>Total</b>		<b>\$340,723.97</b>	<b>\$0.00</b>	<b>\$3,000.00</b>	<b>\$0.00</b>	<b>\$0.00</b>	<b>\$343,723.97</b>

**COACHELLA RDA CORPORATE LOANS (CSACL)**

Loan No.	Name	6/30/2022 Final Balance	New Loans FY 2023	Interest	Payments	Adjustments	6/30/2023 Final Balance
N/A	Desert Palms Apartments	\$500,000.00					\$500,000.00
N/A	Simpson Housing Solution	\$1,489,397.39		\$81,540.01	(\$43,573.00)		\$1,527,364.40
N/A	Villa Verde I, LP	\$473,685.59		\$13,500.00			\$487,185.59
N/A	Ranchito Las Serenas	\$50,000.00					\$50,000.00
<b>Total</b>		<b>\$2,513,082.98</b>	<b>\$0.00</b>	<b>\$96,040.01</b>	<b>(\$43,573.00)</b>	<b>\$0.00</b>	<b>\$2,564,549.99</b>
<b>Subtotals</b>		<b>\$2,973,452.28</b>	<b>\$0.00</b>	<b>\$106,805.26</b>	<b>(\$51,313.74)</b>	<b>\$0.00</b>	<b>\$3,028,943.80</b>

**COACHELLA TIERRA BONITA (CTB)**

Loan No.	Name	6/30/2022	New Loans	Interest	Payments	Adjustments	6/30/2023
		Final Balance	FY 2023				Final Balance
TB52769	Miranda, Eduardo	\$50,000.00					\$50,000.00
TB52770	Maciel, Alex	\$50,000.00					\$50,000.00
TB52771	Navarrete, Adrian G.	\$50,000.00					\$50,000.00
TB52776	Contreras, Benjamin	\$23,800.00					\$23,800.00
TB52783	Gutierrez, Rosa C.	\$50,000.00					\$50,000.00
TB52788	Araujo-Zaragoza, Maria	\$41,613.00					\$41,613.00
TB52793	Alvarez, Isabel	\$13,800.00					\$13,800.00
TB52798	Bautista, Hugo	\$15,800.00					\$15,800.00
TB52805	Curiel, Clemente C.	\$13,800.00					\$13,800.00
TB52810	Olivas, Miguel	\$8,800.00					\$8,800.00
TB52817	Lizarraga, Michelle	\$13,800.00					\$13,800.00
TB52822	Suarez, Joel Cruz	\$42,300.00					\$42,300.00
TB52826	Rosas, Juan Martin S.	\$28,800.00					\$28,800.00
TB84632	Gutierrez, Maribel S.	\$50,000.00					\$50,000.00
TB84647	Gonzalez, Braulio G.	\$5,000.00					\$5,000.00
TB84595CG	Valadez, Acacio Z.	\$50,000.00					\$50,000.00
TB84599CG	Delgado, Rey	\$44,800.00					\$44,800.00
TB52865CL	Monroy, Anthony V.	\$8,800.00					\$8,800.00
TB52881CL	Aguilar, Fernando A.	\$45,800.00					\$45,800.00
TB84644CB	Alejo, Ramon	\$8,800.00					\$8,800.00
TB84638CB	Ponce, Alexander S.	\$8,800.00					\$8,800.00
TB84632CB	Sanchez, Veronica	\$19,300.00					\$19,300.00
TB84626CB	Perez, Maribel E.	\$25,800.00			(\$88,082.13)	\$62,282.13	\$0.00
TB52884CL	Franco, Edgar M.	\$13,800.00					\$13,800.00
TB52872CL	Ramirez, Pedro E.	\$13,800.00					\$13,800.00
TB52862CL	Vazquez, Gerardo A.	\$43,800.00					\$43,800.00
TB52852CL	Granados, Maria C.	\$13,800.00					\$13,800.00
TB52838CL	Casillas, Jorge	\$25,800.00					\$25,800.00
TB84629CD	Alvarez, Yesinia	\$13,800.00					\$13,800.00
TB84635CD	Torres, Leobardo G.	\$20,800.00					\$20,800.00
TB84641CD	Lozano, Manuel C.	\$10,000.00					\$10,000.00
TB84647CD	Vazquez, Ezequiel	\$8,800.00					\$8,800.00
TB84644CD	Lopez, Jennie	\$49,300.00					\$49,300.00
TB84638CD	Alarcon, Manuel M.	\$8,800.00					\$8,800.00
TB84626CD	Agosto, Rosa S.	\$25,800.00					\$25,800.00
TB52926CL	Reyes, Francisco F.	\$8,800.00					\$8,800.00
TB84629CB	Silva, Rosa M.	\$5,000.00					\$5,000.00
TB84635CB	Zaragoza, Jose G.	\$13,800.00					\$13,800.00
TB84641CB	Marquez, Leonel M.	\$18,800.00					\$18,800.00
<b>Total</b>		<b>\$964,313.00</b>	<b>\$0.00</b>	<b>\$0.00</b>	<b>(\$88,082.13)</b>	<b>\$62,282.13</b>	<b>\$938,513.00</b>
<b>Grand Totals</b>		<b>\$3,937,765.28</b>	<b>\$0.00</b>	<b>\$106,805.26</b>	<b>(\$139,395.87)</b>	<b>\$62,282.13</b>	<b>\$3,967,456.80</b>

# **Attachment C4**

Statutory Value of Real Property Owned and  
Value of Loans Receivable

**C4** Loans of CSA



## **Attachment D1 - HASA Project Descriptions and Status**

Requirement (6), a description of any project for which Housing Successor receives, or holds property tax revenue, pursuant to the Recognized Obligation Payment Schedule (ROPS), and the status of that project.

The applicable ROPS for the reporting period from July 1, 2022 through June 30, 2023 are ROPS 22-23. (See attachment D2)

*The following project status excludes weed abatement and demolition activities:*

### **ROPS line item 397– Down Payment Assistance Program (DPAP)**

Description: The primary objective of the DPAP is to provide down payment assistance to first time home buyers of low to moderate income and is only available to homes being purchased within the Redevelopment Project Areas of the former Redevelopment Agency for the County of Riverside or unincorporated areas of Riverside County. Qualified moderate income (120% AMI) households can receive down payment assistance as a silent second loan equal to six percent (6%) of the purchase price of the home. Qualified low income (80% AMI) households can receive down payment assistance equal to twenty-five percent (25%) of the purchase price of the home. Assistance shall not exceed \$75,000.

*Status: No funds were expended during the 2019-2020 fiscal year. Funds are anticipated to be used in the following fiscal year for the project to assist veterans in the purchase of their homes. The project stalled due to various planning issues which have been resolved through the city. Construction is anticipated to commence in 2021.*

### **ROPS line item 402 – Mobile Home Tenant Loan (MHTL) Program**

Description: The Mobile Home Tenant Loan Program (Program) was adopted by the Board of Directors of the former Redevelopment Agency for the County of Riverside (RDA) on September 10, 1999, as modified on June 28, 2011, and further modified on December 4, 2012. The Program, since its inception, has assisted more than 750 low income households. The Housing Authority of the County of Riverside (Housing Authority), as the housing successor to the former RDA under the redevelopment agency dissolution laws, assumed the former RDA's rights, duties, obligations and assets under the Mobile Home Tenant Loan Program. As such, the Housing Authority now administers the Program. Under the Program the Housing Authority is able to offer loans to qualified very low income mobile home owners who are tenants of unpermitted mobile home parks and whose mobile homes (i) do not comply with State and local laws, and (ii) do not have the physical or structural capacity to be repaired. The primary objective of the Program is to provide financing for the replacement of substandard mobile homes that will serve eligible households.

*Status: HASA assisted a total of 88 very low income households through this program. All funds have been exhausted and the activity has been closed out.*

**ROPS line item 408 – Acquisition/Housing Development (AHDP)**

Description: The Housing Authority is proposing to acquire vacant land to develop new multi-family affordable housing units

*Status: The HASA is identifying a property suited for development and will be designating funds to fund an affordable housing development.*

**ROPS line item 415 and 416 – Development and Related Relocation Costs**

Description: The Housing Authority has set-aside these funds to develop vacant properties owned by the Housing Authority and to provide gap financing for affordable rental housing projects in Riverside County.

*Status: The HASA is working on several affordable housing developments in former RDA project areas that will benefit from funds identified under this ROPS line item.*

# **Attachment D1**

Description of any project for which Housing Successor receives, or holds  
property tax revenue

**D1** HASA Project Descriptions and Status



Transmitted via e-mail

April 13, 2022

Don Kent, Finance Director  
Riverside County  
4080 Lemon Street, 4th Floor  
Riverside, CA 92501

### **2022-23 Annual Recognized Obligation Payment Schedule**

Pursuant to Health and Safety Code (HSC) section 34177 (o) (1), the Riverside County Successor Agency (Agency) submitted an annual Recognized Obligation Payment Schedule for the period July 1, 2022 through June 30, 2023 (ROPS 22-23) to the California Department of Finance (Finance) on January 24, 2022. Finance has completed its review of the ROPS 22-23.

Based on a sample of line items reviewed and application of the law, Finance made the following determinations:

- Item No. 507 – Property Remediation - Mecca Senior Center in the total outstanding obligation amount of \$445,000 is not allowed. The Agency provided a Cost Estimate Summary from Stantec Consulting Services Inc. and Site Assessment letters from the California Regional Water Quality Control Board. However, these documents are insufficient to support the requested amount because they do not identify the Agency as the party responsible to perform the remediation. Therefore, the requested amount of \$60,000 from the Redevelopment Property Tax Trust Fund (RPTTF) is not allowed. To the extent the Agency can provide suitable documentation, such as an order to remediate, to support the requested amount, the item may be considered on a future ROPS.
- On the ROPS 22-23 form, the Agency reported cash balances and activity for the period July 1, 2019 through June 30, 2020 (ROPS 19-20). According to our review, the Agency has approximately \$428,159 from Reserve Balances and \$306,697 from Other Funds, totaling \$734,856, available to fund enforceable obligations on the ROPS 22-23. HSC section 34177 (l) (1) (E) requires these balances to be used prior to requesting RPTTF funding. This item does not require payment from property tax revenues; therefore, with the Agency's concurrence, the funding source for the following item has been reclassified in the amounts specified on the next page:

- Item No. 495 – 2017 Housing Bonds Series A in the amount of \$796,050 is partially reclassified. Finance is approving RPTTF in the amount of \$61,194, the use of Reserve Balances in the amount of \$428,159, and the use of Other Funds in the amount of \$306,697, totaling \$796,050.
- The administrative costs claimed are within the fiscal year administrative cap pursuant to HSC section 34171 (b) (3). However, Finance notes the Oversight Board (OB) has approved an amount that appears excessive, given the number and nature of the obligations listed on the ROPS. HSC section 34179 (i) requires the OB to exercise a fiduciary duty to the taxing entities. Therefore, Finance encourages the OB to apply adequate oversight when evaluating the administrative resources necessary to successfully wind-down the Agency.

Pursuant to HSC section 34186, successor agencies are required to report differences between actual payments and past estimated obligations (prior period adjustments) for the ROPS 19-20 period. The ROPS 19-20 prior period adjustment (PPA) will offset the ROPS 22-23 RPTTF distribution. The amount of RPTTF authorized includes the PPA resulting from the County Auditor-Controller's review of the PPA form submitted by the Agency.

The Agency's maximum approved RPTTF distribution for the reporting period is \$47,287,121, as summarized in the Approved RPTTF Distribution table (see Attachment).

RPTTF distributions occur biannually, one distribution for the July 1, 2022 through December 31, 2022 period (ROPS A period), and one distribution for the January 1, 2023 through June 30, 2023 period (ROPS B period), based on Finance's approved amounts. Since this determination is for the entire ROPS 22-23 period, the Agency is authorized to receive up to the maximum approved RPTTF through the combined ROPS A and B period distributions.

Except for the adjusted items, Finance approves the remaining items listed on the ROPS 22-23 at this time. If the Agency disagrees with our determination with respect to any items on the ROPS 22-23, except items which are the subject of litigation disputing our previous or related determinations, the Agency may request a Meet and Confer within five business days from the date of this letter. The Meet and Confer process and guidelines are available on our website:

[http://dof.ca.gov/Programs/Redevelopment/Meet\\_And\\_Confer/](http://dof.ca.gov/Programs/Redevelopment/Meet_And_Confer/)

The Agency must use the RAD App to complete and submit its Meet and Confer request form.

Absent a Meet and Confer, this is our final determination regarding the obligations listed on the ROPS 22-23. This determination only applies to items when funding was requested for the 12-month period. If a determination by Finance in a previous ROPS is currently the subject of litigation, the item will continue to reflect the determination until the matter is resolved.

Don Kent  
April 13, 2022  
Page 3

The ROPS 22-23 form submitted by the Agency and this determination letter will be posted on our website:

<http://dof.ca.gov/Programs/Redevelopment/ROPS/>


This determination is effective for the ROPS 22-23 period only and should not be conclusively relied upon for future ROPS periods. All items listed on a future ROPS are subject to Finance's review and may be adjusted even if not adjusted on this ROPS or a preceding ROPS. The only exception is for items that have received a Final and Conclusive determination from Finance pursuant to HSC section 34177.5 (i). Finance's review of Final and Conclusive items is limited to confirming the scheduled payments as required by the obligation.

The amount available from the RPTTF is the same as the amount of property tax increment available prior to the enactment of the redevelopment dissolution law. Therefore, as a practical matter, the ability to fund the items on the ROPS with property tax increment is limited to the amount of funding available to the Agency in the RPTTF.

Please direct inquiries to Joshua Mortimer, Supervisor, or Mayra Cavazos, Staff, at (916) 322-2985.

Sincerely,



 JENNIFER WHITAKER  
Program Budget Manager

cc: Imelda Delos Santos, Principal Management Analyst, Riverside County  
Jennifer Baechel, Property Tax Chief, Riverside County

<b>Approved RPTTF Distribution July 2022 through June 2023</b>			
	<b>ROPS A</b>	<b>ROPS B</b>	<b>Total</b>
RPTTF Requested	\$ 15,875,211	\$ 32,650,237	\$ 48,525,448
Administrative RPTTF Requested	873,320	502,851	1,376,171
<b>Total RPTTF Requested</b>	<b>16,748,531</b>	<b>33,153,088</b>	<b>49,901,619</b>
<b>RPTTF Requested</b>	<b>15,875,211</b>	<b>32,650,237</b>	<b>48,525,448</b>
<u>Adjustment(s)</u>			
Item No. 495	(439,025)	(295,831)	(734,856)
Item No. 507	(60,000)	0	(60,000)
	(499,025)	(295,831)	(794,856)
<b>RPTTF Authorized</b>	<b>15,376,186</b>	<b>32,354,406</b>	<b>47,730,592</b>
<b>Administrative RPTTF Authorized</b>	<b>873,320</b>	<b>502,851</b>	<b>1,376,171</b>
ROPS 19-20 prior period adjustment (PPA)	(1,819,642)	0	(1,819,642)
<b>Total RPTTF Approved for Distribution</b>	<b>\$ 14,429,864</b>	<b>\$ 32,857,257</b>	<b>\$ 47,287,121</b>

**Recognized Obligation Payment Schedule (ROPS 22-23) - Summary  
Filed for the July 1, 2022 through June 30, 2023 Period**


**Successor Agency:** Riverside County  
**County:** Riverside

<b>Current Period Requested Funding for Enforceable Obligations (ROPS Detail)</b>	<b>22-23A Total (July - December)</b>	<b>22-23B Total (January - June)</b>	<b>ROPS 22-23 Total</b>
<b>A Enforceable Obligations Funded as Follows (B+C+D)</b>	<b>\$ 1,225,000</b>	<b>\$ 1,647,174</b>	<b>\$ 2,872,174</b>
B Bond Proceeds	1,125,000	1,547,174	2,672,174
C Reserve Balance	100,000	100,000	200,000
D Other Funds	-	-	-
<b>E Redevelopment Property Tax Trust Fund (RPTTF) (F+G)</b>	<b>\$ 16,748,531</b>	<b>\$ 33,153,088</b>	<b>\$ 49,901,619</b>
F RPTTF	15,875,211	32,650,237	48,525,448
G Administrative RPTTF	873,320	502,851	1,376,171
<b>H Current Period Enforceable Obligations (A+E)</b>	<b>\$ 17,973,531</b>	<b>\$ 34,800,262</b>	<b>\$ 52,773,793</b>

**Certification of Oversight Board Chairman:**

Pursuant to Section 34177 (o) of the Health and Safety code, I hereby certify that the above is a true and accurate Recognized Obligation Payment Schedule for the above named successor agency.

Tami Scott Chairperson  
Name Title

Isl  1/20/2022  
Signature 1/20/2022







A Item #	B Project Name	C Obligation Type	D Agreement Execution Date	E Agreement Termination Date	F Payee	G Description	H Project Area	I Total Outstanding Obligation	J Retired	K ROPS 22-23 Total	L M N O ROPS 22-23A (Jul - Dec)				P Q R S T U V 22-23A Total				W 22-23B Total						
											Bond Proceeds	Reserve Balance	Other Funds	RPTTF	Admin RPTTF	Bond Proceeds	Reserve Balance	Other Funds		RPTTF	Admin RPTTF				
	Disposition - Lakeland Village Property	Dispositions	2015		Contractors	appraisal, title report, escrow, environmental, County Counsel																			
433	Property Maintenance - Lakeland Village Property	Property Maintenance	12/18/2015	12/18/2022	Various Contractors	Weed abatement, misc. items, roofing and plumbing, vandalism/ trespassing	JVPA	15,000	N	\$4,818				2,409							2,409			\$2,409	
434	Property Staff Costs - Lakeland Village Property	Project Management Costs	12/18/2015	12/18/2022	Project staff	Real Estate staff time	JVPA	15,000	N	\$3,818				1,909								1,909			\$1,909
435	Property Disposition - "A" Street Surplus Property	Property Dispositions	12/18/2015	12/18/2022	Various Contractors	Marketing, appraisal, title report, escrow, environmental, County Counsel	I-215	15,000	N	\$4,740				2,370								2,370			\$2,370
436	Property Maintenance - "A" Street Surplus Property	Property Maintenance	12/18/2015	12/18/2022	Various Contractors	Weed abatement, clean up for misc. items, roofing and plumbing, vandalism/ trespassing	I-215	15,000	N	\$4,818				2,409								2,409			\$2,409
437	Property Staff Costs - "A" Street Surplus Property	Project Management Costs	12/18/2015	12/18/2022	Project staff	Real Estate staff time	I-215	15,000	N	\$4,582				2,291								2,291			\$2,291
438	Property Disposition - University Research Park	Property Dispositions	12/18/2015	12/18/2022	Various Contractors	Marketing, appraisal, title report, escrow, environmental, County Counsel	I-215	15,000	N	\$4,740				2,370								2,370			\$2,370
439	Property Maintenance - University Research Park	Property Maintenance	12/18/2015	12/18/2022	Various Contractors	Weed abatement, clean up for misc. items, roofing and plumbing, vandalism/ trespassing	I-215	30,000	N	\$14,478				7,239								7,239			\$7,239
440	Property Staff Costs - University Research Park	Project Management Costs	12/18/2015	12/18/2022	Project staff	Real Estate staff time	I-215	15,000	N	\$4,582				2,291								2,291			\$2,291

A	B	C	D	E	F	G	H	I	J	K	L	M				P	Q	R	S	T	U	V	W
												Bond Proceeds	Reserve Balance	Other Funds	RPTTF								
Item #	Project Name	Obligation Type	Agreement Execution Date	Agreement Termination Date	Payee	Description	Project Area	Total Outstanding Obligation	Retired	ROPS 22-23 Total	Bond Proceeds	Reserve Balance	Other Funds	RPTTF	Admin RPTTF	22-23A Total	Bond Proceeds	Reserve Balance	Other Funds	RPTTF	Admin RPTTF	22-23B Total	
444	Property Disposition - Lakeview/Lakeview/ Nuevo Surplus Property	Property Dispositions	12/18/2015	12/18/2022	Various Contractors	Marketing, appraisal, title report, escrow, environmental, County Counsel	I-215	15,000	N	\$4,740				2,370		\$2,370					2,370		\$2,370
445	Property Maintenance - Lakeview/Lakeview/ Nuevo Surplus Property	Property Maintenance	12/18/2015	12/18/2022	Various Contractors	Weed abatement, clean up for misc. items, roofing and plumbing, vandalism/ trespassing	I-215	15,000	N	\$4,300				2,150		\$2,150					2,150		\$2,150
446	Property Staff Costs - Lakeview/Lakeview/ Nuevo Surplus Property	Project Management Costs	12/18/2015	12/18/2022	Project staff	Real Estate staff time	I-215	15,000	N	\$3,818				1,909		\$1,909					1,909		\$1,909
455	Property Disposition - Cabazon Sewer Project	Property Dispositions	12/18/2015	12/18/2022	Various Contractors	Marketing, appraisal, title report, escrow, environmental, County Counsel	Mid-County	15,000	N	\$4,740				2,370		\$2,370					2,370		\$2,370
457	Property Maintenance - Cabazon Sewer Project	Property Maintenance	12/18/2015	12/18/2022	Various Contractors	Weed abatement, clean up for misc. items, roofing and plumbing, vandalism/ trespassing	Mid-County	15,000	N	\$4,818				2,409		\$2,409					2,409		\$2,409
458	Property Staff Costs - Cabazon Sewer Project	Project Management Costs	12/18/2015	12/18/2022	Project staff	Real Estate staff time	Mid-County	15,000	N	\$3,818				1,909		\$1,909					1,909		\$1,909
459	Property Disposition - Hemet Ryan Vicinity Manufacturing Property	Property Dispositions	12/18/2015	12/18/2022	Various Contractors	Marketing, appraisal, title report, escrow, environmental, County Counsel	DCPA	15,000	N	\$4,740				2,370		\$2,370					2,370		\$2,370
460	Property Maintenance - Hemet Ryan Vicinity Manufacturing Property	Property Maintenance	12/18/2015	12/18/2022	Various Contractors	Weed abatement, clean up for misc. items, roofing and plumbing, vandalism/ trespassing	DCPA	15,000	N	\$4,818				2,409		\$2,409					2,409		\$2,409
461	Property Staff	Project	12/18/2015	12/18/2022	Project	Real Estate	DCPA	15,000	N	\$3,818				1,909		\$1,909					1,909		\$1,909



A Item #	B Project Name	C Obligation Type	D Agreement Execution Date	E Agreement Termination Date	F Payee	G Description	H Project Area	I Total Outstanding Obligation	J Retired	K ROPS 22-23 Total	ROPS 22-23A (Jul - Dec)						Q 22-23A Total	R Bond Proceeds	S Reserve Balance	T Other Funds	U RPTTF	V Admin RPTTF	W 22-23B Total
											Fund Sources												
											L Bond Proceeds	M Reserve Balance	N Other Funds	O RPTTF	P Admin RPTTF	22-23A Total							
470	Property Staff Coats - Mecca Corridor Station	Project Management Coats	12/18/2015	12/18/2022	Project staff	roofing and plumbing, vandallism/ trespassing	DCPA	15,000	N	\$4,582	-	-	-	2,291	-	-	-	2,291	-	-	-	-	\$2,291
474	Property Disposition - Thermal Street Improvement Project Surplus Property	Property Dispositions	12/18/2015	12/18/2022	Various Contractors	Marketing, appraisal, title report, escrow, environmental, County Counsel	DCPA	15,000	N	\$4,740	-	-	-	2,370	-	-	-	2,370	-	-	-	-	\$2,370
475	Property Maintenance - Thermal Street Improvement Project Surplus Property	Property Maintenance	12/18/2015	12/18/2022	Various Contractors	Weed abatement, clean up for misc. items, roofing and plumbing, vandallism/ trespassing	DCPA	15,000	N	\$4,818	-	-	-	2,409	-	-	-	2,409	-	-	-	-	\$2,409
476	Property Staff Coats - Thermal Street Improvement Project Surplus Property	Project Management Coats	12/18/2015	12/18/2022	Project staff	Real Estate staff time	DCPA	15,000	N	\$4,582	-	-	-	2,291	-	-	-	2,291	-	-	-	-	\$2,291
477	Property Disposition - Thermal Commercial Property	Property Dispositions	12/18/2015	12/18/2022	Various Contractors	Marketing, appraisal, title report, escrow, environmental, County Counsel	DCPA	15,000	N	\$4,740	-	-	-	2,370	-	-	-	2,370	-	-	-	-	\$2,370
478	Property Maintenance - Thermal Commercial Property	Property Maintenance	12/18/2015	12/18/2022	Various Contractors	Weed abatement, clean up for misc. items, roofing and plumbing, vandallism/ trespassing	DCPA	15,000	N	\$4,818	-	-	-	2,409	-	-	-	2,409	-	-	-	-	\$2,409
479	Property Staff Coats - Thermal Commercial Property	Project Management Coats	12/18/2015	12/18/2022	Project staff	Real Estate staff time	DCPA	15,000	N	\$4,852	-	-	-	2,426	-	-	-	2,426	-	-	-	-	\$2,426
480	Property Disposition - Mecca Senior Center Surplus Property	Property Dispositions	12/18/2015	12/18/2022	Various Contractors	Marketing, appraisal, title report, escrow, environmental, County Counsel	DCPA	15,000	N	\$4,740	-	-	-	2,370	-	-	-	2,370	-	-	-	-	\$2,370
481	Property	Property	12/18/2015	12/18/2022	Various	Weed	DCPA	15,000	N	\$4,818	-	-	-	2,409	-	-	-	2,409	-	-	-	-	\$2,409



A	B	C	D	E	F	G	H	I	J	K	ROP's 22-23A (Jul - Dec)						Q	Fund Sources						W			
											L	M	N	O	P	R		S	T	U	V	R	S		T	U	V
Item #	Project Name	Obligation Type	Agreement Execution Date	Agreement Termination Date	Payee	Description	Project Area	Total Outstanding Obligation	Retired	ROPs 22-23 Total	Bond Proceeds	Reserve Balance	Other Funds	RPTTF	Admin RPTTF	Bond Proceeds	Reserve Balance	Other Funds	RPTTF	Admin RPTTF	22-23A Total	Bond Proceeds	Reserve Balance	Other Funds	RPTTF	Admin RPTTF	22-23B Total
502	Property Maintenance - Rubidoux Village Commercial Property	Property Maintenance	07/01/2018	12/18/2022	Various Contractors	Weed abatement, clean up for misc. items, roofing and plumbing, vandalism/ trespassing	JVPA	15,000	N	\$4,818	-	-	-	2,409	-	-	-	-	-	2,409	-	\$2,409	-	-	-	-	\$2,409
503	Property Staff Costs - Rubidoux Village Commercial Property	Project Management Costs	07/01/2018	12/19/2022	Project staff	Real Estate staff time	JVPA	15,000	N	\$3,818	-	-	-	1,909	-	-	-	-	-	1,909	-	\$1,909	-	-	-	-	\$1,909
504	2017 Housing Series B	Refunding Bonds Issued After 6/27/12	05/10/2017	10/01/2039	Bond holders/ BNY	Refunding of 2011 Hsg Series A	All	50,946,825	N	\$1,980,400	-	-	-	1,262,075	-	-	-	-	-	698,325	-	\$1,262,075	-	-	-	-	\$698,325
505	2017 Housing Series A-T	Refunding Bonds Issued After 6/27/12	05/10/2017	10/01/2039	Bond holders/ BNY	Refunding of 2010 Hsg Series A-T	All	56,257,081	N	\$3,949,412	-	-	-	749,831	-	-	-	-	-	3,189,581	-	\$749,831	-	-	-	-	\$3,189,581
506	2020 Non Hsg Series D & E	Refunding Bonds Issued After 6/27/12	03/12/2020	07/01/2041	Bond holders/ BNY	Full refunding of 2011 Non Hsg Series D and partial refunding of 2011 Non Hsg Series E	Desert Communities and L-215 Corridor Proj Area	16,633,110	N	\$747,326	-	-	-	176,163	-	-	-	-	-	571,163	-	\$176,163	-	-	-	-	\$571,163
507	Property Remediation - Mecca Senior Center	Remediation	07/01/2022	06/30/2024	various contractors	Remediation of RIDA Property	DCPA	445,000	N	\$60,000	-	-	-	60,000	-	-	-	-	-	-	-	\$60,000	-	-	-	-	\$-



**Riverside County**  
**Recognized Obligation Payment Schedule (ROPS 22-23) - Report of Cash Balances**  
**July 1, 2019 through June 30, 2020**  
 (Report Amounts in Whole Dollars)

A	B	C				D			E			F			G			H
		Fund Sources												RPTTF	Comments			
		Bond Proceeds		Reserve Balance		Other Funds		RPTTF		Other Funds		RPTTF						
Bonds issued on or before 12/31/10	Bonds issued on or after 01/01/11	Prior ROPS RPTTF and Reserve Balances retained for future period(s)	Bonds issued on or after 01/01/11	Rent, grants, interest, etc.	Non-Admin and Admin													
1	<b>Beginning Available Cash Balance (Actual 07/01/19)</b> RPTTF amount should exclude "A" period distribution amount.	325,616	88,487,795	14,562,717			15,128,256											
2	<b>Revenue/Income (Actual 06/30/20)</b> RPTTF amount should tie to the ROPS 19-20 total distribution from the County Auditor-Controller	849	26,797,156	5,810,648	306,697		39,704,436											
3	<b>Expenditures for ROPS 19-20 Enforceable Obligations (Actual 06/30/20)</b>	152,827	52,266,705	10,365,565			44,686,497											
4	<b>Retention of Available Cash Balance (Actual 06/30/20)</b> RPTTF amount retained should only include the amounts distributed as reserve for future period(s)	173,638	63,018,246	10,007,800	306,697		8,326,554											
5	<b>ROPS 19-20 RPTTF Prior Period Adjustment</b> RPTTF amount should tie to the Agency's ROPS 19-20 PPA form submitted to the CAC			No entry required			1,819,641											
6	<b>Ending Actual Available Cash Balance (06/30/20)</b> C to F = (1 + 2 - 3 - 4), G = (1 + 2 - 3 - 4 - 5)	\$-	\$-	\$-	\$-	\$-	\$-	\$-	\$-	\$-	\$-	\$-	\$-	\$-	\$-	\$-	\$-	\$-

Pursuant to Health and Safety Code section 34177 (l), Redevelopment Property Tax Trust Fund (RPTTF) may be listed as a source of payment on the ROPS, but only to the extent no other funding source is available or when payment from property tax revenues is required by an enforceable obligation.

**Riverside County**  
**Recognized Obligation Payment Schedule (ROPS 22-23) - Notes**  
**July 1, 2022 through June 30, 2023**

Item #	Notes/Comments
9	
11	
18	
19	
20	
21	
22	
23	
35	
37	
42	The bond matures in FY2021-2022
383	
384	
387	
388	
389	
397	
402	
408	
410	
411	
413	
415	
416	
432	
433	
434	
435	
436	
437	
438	
439	

**Riverside County**  
**Recognized Obligation Payment Schedule (ROPS 22-23) - Notes**  
**July 1, 2022 through June 30, 2023**

Item #	Notes/Comments
440	
444	
445	
446	
456	
457	
458	
459	
460	
461	
462	
463	
464	
465	
466	
467	
468	
469	
470	
474	
475	
476	
477	
478	
479	
480	
481	
482	
483	
484	
485	
492	

**Riverside County**  
**Recognized Obligation Payment Schedule (ROPS 22-23) - Notes**  
**July 1, 2022 through June 30, 2023**

Item #	Notes/Comments
493	
494	
495	
501	
502	
503	
504	
505	
506	
507	

# **Attachment D2**

Description of any project for which Housing Successor receives, or holds  
property tax revenue

**D2** HASA ROPS 22-23

## **Attachment D3 - CSA Project Descriptions and Status**

Requirement (6), a description of any project for which Housing Successor receives, or holds property tax revenue, pursuant to the Recognized Obligation Payment Schedule (ROPS), and the status of that project.

The applicable ROPS for the reporting period from July 1, 2022 through June 30, 2023 are ROPS 22-23. (See Attachment D4)

### **ROPS line items 23, 26, 31 and 32 – Calle Verde**

Description: The site consists of two contiguous, unimproved, vacant parcels which together comprise 9.44 acres on Calle Verde. The site was acquired in accordance with the Coachellita Affordable Housing Agreement dated July 2007. The First Amendment to the Coachellita Affordable Housing Agreement specified the site to be developed for homeownership with at least 50 units restricted to households earning no more than 80% Area Median Income. When the Housing Authority accepted the housing successor assets and duties in June 2013 the site was subject to a bankruptcy proceeding which was resolved April 30, 2014.

*Status: The Housing Authority entered into a Disposition Development and Loan Agreement with a developer for the development of a 152 unit affordable housing project. Currently the developer is working through the entitlement process with the City of Coachella and finalizing the finance strategy. The developer continues to assemble financing and anticipates construction start in 2024.*

### **ROPS line item 34 – Affordable Housing Development**

Description: Funds are designated for direct project costs related to affordable housing development in accordance with bond restrictions.

*Status: The Housing Authority has provided a \$50,000 loan to an existing project within the former Redevelopment Area. The project had been in danger of loss to the affordable housing portfolio but was acquired by an affordable housing developer. The \$50,000 loan has stabilized the project and a new affordability covenant was established, thereby providing for long term affordability. The project, Ranchito Las Serenas, consists of 12 housing units and is restricted to low income senior households. This activity was completed in December 2020. The balance of funds will be allocated to the Calle Verde project as it is a qualified affordable housing project within the former redevelopment area and in accordance with bond restrictions.*

# **Attachment D3**

Description of any project for which Housing Successor receives, or holds  
property tax revenue

**D3** CSA Project Descriptions and Status



Transmitted via e-mail

April 7, 2021

Nathan Statham, Finance Director  
City of Coachella  
53990 Enterprise Way  
Coachella, CA 92236

### **2021-22 Annual Recognized Obligation Payment Schedule**

Pursuant to Health and Safety Code (HSC) section 34177 (o) (1), the City of Coachella Successor Agency (Agency) submitted an annual Recognized Obligation Payment Schedule for the period July 1, 2021 through June 30, 2022 (ROPS 21-22) to the California Department of Finance (Finance) on January 25, 2021. Finance has completed its review of the ROPS 21-22.

Based on a sample of line items reviewed and application of the law, Finance approves all of the items listed on the ROPS 21-22 at this time. However, Finance notes the following:

- The administrative costs claimed are within the fiscal year administrative cap pursuant to HSC section 34171 (b) (3). However, Finance notes the Oversight Board (OB) has approved an amount that appears excessive, given the number and nature of the obligations listed on the ROPS. HSC section 34179 (i) requires the OB to exercise a fiduciary duty to the taxing entities. Therefore, Finance encourages the OB to apply adequate oversight when evaluating the administrative resources necessary to successfully wind down the Agency.

Pursuant to HSC section 34186, successor agencies are required to report differences between actual payments and past estimated obligations (prior period adjustments) for the July 1, 2018 through June 30, 2019 (ROPS 18-19) period. The ROPS 18-19 prior period adjustment (PPA) will offset the ROPS 21-22 Redevelopment Property Tax Trust Fund (RPTTF) distribution. The amount of RPTTF authorized includes the PPA resulting from the County Auditor-Controller's review of the PPA form submitted by the Agency.

The Agency's maximum approved RPTTF distribution for the reporting period is \$3,230,945, as summarized in the Approved RPTTF Distribution table (see Attachment).

RPTTF distributions occur biannually, one distribution for the July 1, 2021 through December 31, 2021 period (ROPS A period), and one distribution for the January 1, 2022 through June 30, 2022 period (ROPS B period), based on Finance's approved amounts. Since this determination is for the entire ROPS 21-22 period, the Agency is authorized to receive up to the maximum approved RPTTF through the combined ROPS A and B period distributions.



Nathan Statham  
April 7, 2021  
Page 2

If the Agency disagrees with our determination with respect to any items on the ROPS 21-22, except items which are the subject of litigation disputing our previous or related determinations, the Agency may request a Meet and Confer within five business days from the date of this letter. The Meet and Confer process and guidelines are available on our website:

[http://dof.ca.gov/Programs/Redevelopment/Meet\\_And\\_Confer/](http://dof.ca.gov/Programs/Redevelopment/Meet_And_Confer/)

The Agency must use the RAD App to complete and submit its Meet and Confer request form.

This is our final determination regarding the obligations listed on the ROPS 21-22. This determination only applies to items when funding was requested for the 12-month period. If a determination by Finance in a previous ROPS is currently the subject of litigation, the item will continue to reflect the determination until the matter is resolved.

The ROPS 21-22 form submitted by the Agency and this determination letter will be posted on our website:

<http://dof.ca.gov/Programs/Redevelopment/ROPS/>

This determination is effective for the ROPS 21-22 period only and should not be conclusively relied upon for future ROPS periods. All items listed on a future ROPS are subject to Finance's review and may be adjusted even if not adjusted on this ROPS or a preceding ROPS. The only exception is for items that have received a Final and Conclusive determination from Finance pursuant to HSC section 34177.5 (i). Finance's review of Final and Conclusive items is limited to confirming the scheduled payments as required by the obligation.

The amount available from the RPTTF is the same as the amount of property tax increment available prior to the enactment of the redevelopment dissolution law. Therefore, as a practical matter, the ability to fund the items on the ROPS with property tax increment is limited to the amount of funding available to the Agency in the RPTTF.

Please direct inquiries to Todd Vermillion, Supervisor, or Mark-Anthony Lacy, Staff, at (916) 322-2985.

Sincerely,

Original signed by Cheryl L. McCormick for:

JENNIFER WHITAKER  
Program Budget Manager

cc: Ruben Ramirez, Accounting Manager, City of Coachella  
Pam Elias, Chief Accountant, Property Tax Division, Riverside County

**Attachment**

<b>Approved RPTTF Distribution July 2021 through June 2022</b>			
	<b>ROPS A</b>	<b>ROPS B</b>	<b>Total</b>
RPTTF Requested	\$ 15,020	\$ 2,965,928	\$ 2,980,948
Administrative RPTTF Requested	125,000	125,000	250,000
<b>Total RPTTF Requested</b>	<b>140,020</b>	<b>3,090,928</b>	<b>3,230,948</b>
<b>RPTTF Authorized</b>	<b>15,020</b>	<b>2,965,928</b>	<b>2,980,948</b>
<b>Administrative RPTTF Authorized</b>	<b>125,000</b>	<b>125,000</b>	<b>250,000</b>
ROPS 18-19 prior period adjustment (PPA)	(3)	0	(3)
<b>Total RPTTF Approved for Distribution</b>	<b>\$ 140,017</b>	<b>\$ 3,090,928</b>	<b>\$ 3,230,945</b>

**Recognized Obligation Payment Schedule (ROPS 21-22) - Summary  
Filed for the July 1, 2021 through June 30, 2022 Period**

**Successor Agency:** Coachella  
**County:** Riverside

<b>Current Period Requested Funding for Enforceable Obligations (ROPS Detail)</b>	<b>21-22A Total (July - December)</b>	<b>21-22B Total (January - June)</b>	<b>ROPS 21-22 Total</b>
<b>A Enforceable Obligations Funded as Follows (B+C+D)</b>	<b>\$ 2,879,476</b>	<b>\$ 226,471</b>	<b>\$ 3,105,947</b>
B Bond Proceeds	518,765	226,471	745,236
C Reserve Balance	2,360,711	-	2,360,711
D Other Funds	-	-	-
<b>E Redevelopment Property Tax Trust Fund (RPTTF) (F+G)</b>	<b>\$ 140,020</b>	<b>\$ 3,090,928</b>	<b>\$ 3,230,948</b>
F RPTTF	15,020	2,965,928	2,980,948
G Administrative RPTTF	125,000	125,000	250,000
<b>H Current Period Enforceable Obligations (A+E)</b>	<b>\$ 3,019,496</b>	<b>\$ 3,317,399</b>	<b>\$ 6,336,895</b>

**Certification of Oversight Board Chairman:**

Pursuant to Section 34177 (o) of the Health and Safety code, I hereby certify that the above is a true and accurate Recognized Obligation Payment Schedule for the above named successor agency.

Name	Title
<i>/s/</i> _____	_____
Signature	Date



A	B	C	D	E	F	G	H	I	J	K	L	M				N				Q	R	S	T	U	V	W
												ROPS 21-22A (Jul - Dec)				ROPS 21-22A (Jul - Dec)										
Item #	Project Name	Obligation Type	Agreement Execution Date	Agreement Termination Date	Payee	Description	Project Area	Total Outstanding Obligation	Retired	ROPS 21-22 Total	Bond Proceeds	Reserve Balance	Other Funds	RPTTF	Admin RPTTF	Bond Proceeds	Reserve Balance	Other Funds	RPTTF	Admin RPTTF	Bond Proceeds	Reserve Balance	Other Funds	RPTTF	Admin RPTTF	21-22B Total
32	Calle Verde	Bond Funded Project - Housing	02/01/2012	09/01/2036	County Housing Authority	Project delivery costs		25,344	N	\$25,344	12,672	-	-	-	-	12,672	-	-	-	-	-	-	-	-	-	\$12,672
33	2016 Tax Allocation Refund Bonds	Refunding Bonds Issued After 6/27/12	03/02/2016	09/01/2036	Union Bank	Tax Allocation Refunding Bonds (to refund 2004B, 2006, 2006 LMI bonds)		26,346,621	N	\$1,827,473	-	1,451,635	-	-	-	-	-	-	-	-	-	-	-	375,838	-	\$375,838
34	Affordable Housing Development	Bond Funded Project - Housing	02/01/2012	09/01/2036	County Housing Authority	Project delivery costs		226,152	N	\$226,152	50,000	-	-	-	-	176,152	-	-	-	-	-	176,152	-	-	-	\$176,152

**Coachella**  
**Recognized Obligation Payment Schedule (ROPS 21-22) - Report of Cash Balances**  
**July 1, 2018 through June 30, 2019**  
 (Report Amounts in Whole Dollars)

Pursuant to Health and Safety Code section 34177 (l), Redevelopment Property Tax Trust Fund (RPTTF) may be listed as a source of payment on the ROPS, but only to the extent no other funding source is available or when payment from property tax revenues is required by an enforceable obligation.							
A	B	C			E		H
		D			F		
		Bond Proceeds			Fund Sources		
Bonds issued on or before 12/31/10		Bonds issued on or after 01/01/11	Reserve Balance	Other Funds	RPTTF	Comments	
Bonds issued on or before 12/31/10		Bonds issued on or after 01/01/11	Prior ROPS RPTTF and Reserve Balances retained for future period(s)	Rent, grants, interest, etc.	Non-Admin and Admin		
	<b>ROPS 18-19 Cash Balances (07/01/18 - 06/30/19)</b>						
<b>1</b>	<b>Beginning Available Cash Balance (Actual 07/01/18)</b> RPTTF amount should exclude "A" period distribution amount.	1,085,382					C-1 is housing bond proceeds for use by the County Housing Authority
<b>2</b>	<b>Revenue/Income (Actual 06/30/19)</b> RPTTF amount should tie to the ROPS 18-19 total distribution from the County Auditor-Controller			2,155,275	-	3,591,971	
<b>3</b>	<b>Expenditures for ROPS 18-19 Enforceable Obligations (Actual 06/30/19)</b>	337,704		2,155,275	-	3,591,971	
<b>4</b>	<b>Retention of Available Cash Balance (Actual 06/30/19)</b> RPTTF amount retained should only include the amounts distributed as reserve for future period(s)						
<b>5</b>	<b>ROPS 18-19 RPTTF Prior Period Adjustment</b> RPTTF amount should tie to the Agency's ROPS 18-19 PPA form submitted to the CAC			No entry required			
<b>6</b>	<b>Ending Actual Available Cash Balance (06/30/19)</b> C to F = (1 + 2 - 3 - 4), G = (1 + 2 - 3 - 4 - 5)	\$747,678	\$-	\$-	\$-	\$-	C-6 is remaining housing bond proceeds for use by the County Housing Auth.

**Coachella**  
**Recognized Obligation Payment Schedule (ROPS 21-22) - Notes**  
**July 1, 2021 through June 30, 2022**

<b>Item #</b>	<b>Notes/Comments</b>
8	
9	
10	
11	
12	
23	
26	
27	
29	
31	
32	
33	
34	

# **Attachment D4**

Description of any project for which Housing Successor receives, or holds  
property tax revenue

**D4**    CSA ROPS 22-23



### Attachment E1 - HASA Real Property

For interests in real property acquired by the former redevelopment agency prior to February 1, 2012, a status update on compliance with Section 33334.16.

Item #	Assessor's Parcel Number	Project Identity	Total sq. ft. (Acres)	Date of acquisition	Status Update	
1	255-070-018	Highgrove Family Apartments	6.71	8/28/2008	Disposed to developer. Construction completed.	
2	185-470-002	Camino Real	3.09	7/24/2006	ENA with developer working with city for entitlements under SB35 and exploring financing.	
3	185-470-001	Camino Real	2.79	7/24/2006		
4	185-460-001	Camino Real	9.65	7/24/2006		
5	177-231-014	Canal Street	0.48	9/1/2010		
6	179-330-003	Cottonwood Mobile Home Park	1.85	12/23/2008	ENA with developer working with city for entitlements and exploring financing.	
7	179-330-005	Cottonwood Mobile Home Park	1.58	12/23/2008		
8	179-330-002	Cottonwood Mobile Home Park	1.00	6/29/2010		
12	181-041-004	Vista Rio Apartments	0.49	1/31/2011	DDLA with developer working with city for entitlements and exploring financing.	
13	181-030-012 (formerly 181-030-002)	Palm Villas at Rancho Jurupa Apts	2.44	9/7/2010		
14	181-041-015 (formerly 181-041-002, 181-041-004 and 181-041-008)	Vista Rio Apartments, Phase 1	3.04	5/11/2007	Disposed to developer. Construction completed.	
15	181-041-008	Vista Rio Apartments	0.53	1/31/2011	DDLA with developer working with city for entitlements and exploring financing.	
16	181-041-013 (formerly 181-041-001)	Vista Rio Apartments	1.47	5/11/2007		
17	181-041-007 (formerly 181-041-014)	Vista Rio Apartments	1.18	1/31/2011		
18	169-100-057	Mission Village Single Family Subd	0.77	12/30/2004	Land disposed to developer for development and construction.	
19	169-100-055	Mission Village Single Family Subd	0.77	4/12/2005		
20	169-070-031	Grace Vistas Apartments	0.98	6/25/2009	Disposed to developer exploring financing.	
21	169-070-035	Mission Village Single Subd	0.05	1/27/2011	Disposed to developer for construction.	
22	443-050-031	North Hemet Housing	0.87	9/18/2007	Disposed to County of Riverside/Riverside University Health System (RUHS) and exchanged for 8.87 gross acres of land located at 44092 Hoover Street, Indio, CA with APN 608-080-032-9.	
23	443-050-028	North Hemet Housing	0.60	9/18/2007		
24	443-050-027	North Hemet Housing	0.32	9/18/2007		
25	443-050-002	North Hemet Housing	1.09	9/18/2007		
26	443-050-030	North Hemet Housing	0.14	11/4/2008		
27	443-050-029	North Hemet Housing	0.57	9/18/2007		
28	443-050-003	North Hemet Housing	1.09	9/18/2007		
29	443-050-024	North Hemet Housing	0.94	9/18/2007		
30	443-050-023	North Hemet Housing	0.31	9/18/2007		
31	443-050-021	North Hemet Housing	0.39	9/18/2007		
32	443-050-022	North Hemet Housing	0.75	9/18/2007		
33	443-050-004	North Hemet Housing	0.15	9/18/2007		
34	443-050-039	North Hemet Housing	1.28	7/26/2011		
35	443-050-018	North Hemet Housing	0.29	7/26/2011		
36	443-050-020	North Hemet Housing	0.57	7/26/2011		
37	443-050-017	North Hemet Housing	1.14	7/26/2011		
38	443-050-033	North Hemet Housing	0.54	7/26/2011		
39	439-060-011	North Hemet Housing	0.85	8/31/2010		Land disposed to developer for an affordable housing project.
40	439-060-009	North Hemet Housing	1.78	8/31/2010		
41	439-060-024	North Hemet Housing	0.03	8/31/2010		
42	439-060-010	North Hemet Housing	2.89	8/31/2010	Land disposed to developer for an affordable housing project.	
44	439-060-015	North Hemet Housing	0.24	6/14/2011	Land disposed to developer for an affordable housing project.	
45	439-060-014	North Hemet Housing	0.20	8/31/2010		
46	439-281-035	North Hemet Housing	0.91	8/31/2010		
47	751-130-020	100 Palms Housing Project	1.85	5/22/2008	Project under review and consideration.	
48	751-130-019	100 Palms Housing Project	7.58	5/22/2008		
49	757-260-009	Villalobos Mobile Home Park	14.80	3/7/2011	Project under review and consideration.	
50	751-160-009	Middleton St & 66th Ave	13.51	12/15/2006	DDA with developer, developer working on submitting entitlement application to the City.	
51	751-160-007	Middleton St & 66th Ave	9.78	12/15/2006		
52	751-160-014	Middleton St & 66th Ave	0.24	12/15/2006		
53	751-160-012	Middleton St & 66th Ave	0.34	12/15/2006		
54	751-160-004	Middleton St & 66th Ave	0.34	1/11/2011		
55	757-110-023	Hernandez Mobile Home Park	1.95	9/14/2010	Housing Authority owned and operated.	
56	727-030-030	Las Mananitas	2.30	7/1/2001	Leased to affordable housing operator.	
57	329-221-008	Sherman Road, Romoland	1.94	8/22/2008	Planning to develop.	

# **Attachment E1**

Project Status Update for interests in real property acquired

**E1** HASA Real Property

### Attachment E2 - CSA Real Property

For interests in real property acquired by the former redevelopment agency prior to February 1, 2012, a status update on compliance with Section 33334.16.

Item #	Assessor's Parcel Number	Project Identity	Total square footage (Acres)	Date of acquisition	Status Update
37	768-400-001	Calle Verde	4.40	7/27/2007	
38	768-350-002	Calle Verde	5.00	11/9/2007	
39	768-400-001	Calle Verde	4.40	7/27/2007	
40	768-400-001	Calle Verde	4.40	7/27/2007	Housing Authority entered into a January 2021 Disposition Development Loan Agreement with developer for development of 152 unit affordable housing complex.
41	768-350-002	Calle Verde	5.00	11/9/2007	Currently developer is working through entitlement process with the City of Coachella and finalizing the finance strategy.

# **Attachment E2**

Project Status Update for interests in real property acquired

**E2**    CSA Real Property

**ATTACHMENT F1**  
**HASA**  
**Deed-Restricted Rental Units**  
**From 7/1/2013 thru 6/30/2023**

Item No.	Program	Project Name	Total Units	# Restricted Units
<b>SENIOR RENTAL HOUSING PROJECTS</b>				
1	RDA	Mission Village Senior Apartments	102	101
2	RDA	Vineyards at Menifee	81	39
		Subtotal	183	140
<b>SINGLE-FAMILY RENTAL</b>				
1	RDA	Angel View Infants/Toddlers House	1	1
2	RDA2	Inspire Life Skills Training, Inc.	1	1
3	RDA2	Inland Empire Rescue Mission	4	4
44	THRP	Cajalco Rd, Perris, CA 92570	1	1
		Subtotal	7	7
<b>MULTI-FAMILY RENTAL</b>				
1	AGHL	Hope Ranch (Gonzalez MHP)	12	12
2	AGHL	MVR Mobile Home Park	12	12
3	RDA	Clinton Family Apartments	59	58
44	RDA	Desert Meadows Apartments	80	68
4	RDA	Highgrove Blossom Apartments	89	43
5	RDA	Legacy Apartments	81	39
6	RDA	Mountain View Estates Mobile Home Park	181	90
7	RDA	Operation Safe House	16	8
8	RDA	Orange Blossom Lane	45	44
9	RDA	Paseo De Los Heroes II	52	25
10	RDA	Desert Rose Apts (Ripley Farm Worker Ctr)	76	75
11	RDA	Vista Rio Apts	39	11
		Subtotal	742	485
		<b>TOTAL UNITS</b>	<b>932</b>	<b>632</b>
				<b>140</b>
				<b>632</b>
				<b>22.2%</b>

# **Attachment F1**

Percentage of units of deed-restricted rental housing restricted to seniors and assisted individually or jointly within the previous 10 year time period

**F1 HASA Restricted Units**

# **Attachment F2**

Percentage of units of deed-restricted rental housing restricted to seniors and assisted individually or jointly within the previous 10 year time period

**F2**    CSA Restricted Units

**EXHIBIT F2**  
**CSA**  
**Deed-Restricted Rental Units**  
**From 7/1/2013 thru 6/30/2023**

Item No.	Program	Project Name	Total Units	# Restricted Units
<b>SENIOR RENTAL HOUSING PROJECTS</b>				
1	RDA	Ranchito Las Serenas	12	12
		Subtotal	12	12
<b>SINGLE-FAMILY RENTAL</b>				
		Subtotal	0	0
<b>MULTI-FAMILY RENTAL</b>				
1	RDA	Desert Palms Apartments	112	111
2	RDA	Villa Verde Apartments	153	150
3	RDA	El Jardin Apartments	81	80
		Subtotal	346	341
		<b>TOTAL UNITS</b>	<b>358</b>	<b>353</b>
		<b>Senior rental deed-restricted Units</b>		<b>12</b>
		<b>Aggregate deed-restricted Units</b>		<b>353</b>
		<b>% Senior rental deed-restricted units</b>		<b>3.4%</b>



# **Attachment G1**

Inventory of homeownership units assisted

**G1** HASA Homeownership Units

ATTACHMENT G1  
HASA Homeownership Restricted Units  
As of 6/30/2023

Project Name	Site Address	Site City	Total Units	Restricted Units	Affordability Period
FTHB	68680 Beachcomber Way	North Shore	1	1	45
FTHB	64169 Miravilla Way	Mecca	1	1	45
FTHB	99-124 Club View Drive	North Shore	1	1	45
FTHB	3701 Hunter Street	Riverside	1	1	20
FTHB	98-652 Seascape	North Shore	1	1	30
FTHB	69-265 Schooner Way	North Shore	1	1	45
FTHB	69-490 Cutter Way	North Shore	1	1	30
FTHB	69305 Beachcomber Way	North Shore	1	1	45
FTHB	32504 Strigel Court	Temecula	1	1	20
FTHB	33600 Canyon Ranch Rd.	Wildomar	1	1	20
FTHB	40354 Clark Drive	Hemet	1	1	30
FTHB	99-186 Lookout Drive	North Shore	1	1	45
HIP	5494 Dodd St.	Mira Loma	1	1	45
HIP	21120 Martin St.	Perris	1	1	45
HIP	3976 Pontiac Ave.	Riverside	1	1	45
HIP	Home Improvement	Murrieta	1	1	10
HIP	Home Improvement	Murrieta	1	1	10
HIP	Home Improvement	Homeland	1	1	10
HIP	Home Improvement	Garnet	1	1	10
HIP	Home Improvement		1	1	10
HRP	15871 Rawhide Lane	Riverside	1	1	30
HRP	27625 Manganese Rd.	Quail Valley	1	1	30
HRP	18345 Tereticornis	Lake Elsinore	1	1	30
HRP	6576 Wineville Ave.	Mira Loma	1	1	30
Infill	3733 S. Neece St.	Corona	1	1	45
Infill	3745 Neece St	Corona	1	1	45
Infill	3674 & 3688 Wallace St and 539	Jurupa Valley	3	3	45
Infill	71140 Palm Island Dr	North Shore	1	1	55
Infill	10721 48th St & 10732 Bellegrave	Jurupa Valley	2	2	45
Infill	5580 Molino Way	Jurupa Valley	1	1	45
Infill	24860 3rd St	Murrieta	1	1	45
Infill	24856 3rd St	Murrieta	1	1	45
Infill	24890 3rd St	Murrieta	1	1	45
Infill *	APN: 177-250-006	Jurupa Valley	7	7	45
Infill	3838 Pontiac St	Jurupa Valley	1	1	45
Infill	3846 Pontiac St	Jurupa Valley	1	1	45
Infill	13260 Olive Dr	Blythe	1	1	45
Infill	18060 Pepper Dr	Mesa Verde	1	1	45
Infill	18050 Pepper Dr	Mesa Verde	1	1	45
Verde	13240 Olive St.	Blythe	1	1	45
Verde	18040 Pepper Street	Blythe	1	1	45
Verde	18285 Eureka Dr.	Mesa Verde	1	1	45
Verde	17647 Pallowalla Rd.	Mesa Verde	1	1	45
Verde	17645 Pallowalla Rd.	Mesa Verde	1	1	45
Verde	14135 Warmington	Ripley	1	1	45
Verde	14147 Warmington	Ripley	1	1	45
MHRP	27745 Adams Ave	Romoland	1	1	45
MHRP	24331 Main St.	Perris	1	1	45
MHRP	24692 4th St	Murrieta	1	1	45
MHTL	40265 Galindo Ct Sp 6	Bermuda Dune	1	1	45
MHTL	40265 Galindo Ct., Sp 12	Bermuda Dune	1	1	45

\* To be constructed

ATTACHMENT G1  
HASA Homeownership Restricted Units  
As of 6/30/2023

Project Name	Site Address	Site City	Total Units	Restricted Units	Affordability Period
MHTL	40265 Galindo, Sp 8	Bermuda Dune	1	1	45
MHTL	40265 Galindo Ct Sp 3	Bermuda Dune	1	1	45
MHTL	40265 Galindo Ct., Sp 2	Bermuda Dune	1	1	45
MHTL	40265 Galindo Ct Sp 3	Bermuda Dune	1	1	45
MHTL	40270 Galindo Ct Sp 6	Bermuda Dune	1	1	45
MHTL	52255 Filmore St Sp 12	Thermal	1	1	45
MHTL	52255 Filmore St Sp 3	Thermal	1	1	45
MHTL	52255 Filmore St Sp 11	Thermal	1	1	45
MHTL	52255 Filmore St Sp 2	Thermal	1	1	45
MHTL	52255 Filmore St	Thermal	1	1	45
MHTL	52255 Filmore St Sp 1	Thermal	1	1	45
MHTL	52255 Filmore St	Thermal	1	1	45
MHTL	52255 Filmore St Sp 5	Thermal	1	1	45
MHTL	52255 Filmore St	Thermal	1	1	45
MHTL	54-601 Jackson St.,	Thermal	1	1	45
MHTL	56523 Cactus, Space 8	Thermal	1	1	45
MHTL	56523 Desert Cactus	Thermal	1	1	45
MHTL	56523 Desert Cactus #11	Thermal	1	1	45
MHTL	56625 Desert Cactus Dr. 6	Thermal	1	1	45
MHTL	61320 Pierce St Sp 7	Thermal	1	1	45
MHTL	61320 Pierce St Sp 9	Thermal	1	1	45
MHTL	61320 Pierce St. Sp. 13	Thermal	1	1	45
MHTL	61320 Pierce, Space 1	Thermal	1	1	45
MHTL	61320 Pierce, Space 13	Thermal	1	1	45
MHTL	61360 Pierce St Sp 12	Thermal	1	1	45
MHTL	61360 Pierce St Sp 8	Thermal	1	1	45
MHTL	62325 Hwy 111 Sp 5	Thermal	1	1	45
MHTL	62450 Chiriaco Rd Sp. 6	Chiriaco Summ	1	1	45
MHTL	62450 Chiriaco Rd. Sp. 12	Chiriaco Summ	1	1	45
MHTL	62-775 HIGHWAY 111 SP 4	Thermal	1	1	45
MHTL	62-775 Hwy 111 Sp #11,	Thermal	1	1	45
MHTL	62900 LINCOLN ST SP 36	Mecca	1	1	45
MHTL	62900 LINCOLN ST SP 59	Mecca	1	1	45
MHTL	62900 Lincoln, Space 48	Mecca	1	1	45
MHTL	62900 Lincoln, Space 97	Mecca	1	1	45
MHTL	62900 LINCOLN ST	Mecca	1	1	45
MHTL	62900 LINCOLN AVE SP 32	Mecca	1	1	45
MHTL	62900 LINCOLN ST. SP	Mecca	1	1	45
MHTL	62900 Lincoln, Space 87	Mecca	1	1	45
MHTL	62900 LINCOLN ST	Mecca	1	1	45
MHTL	62900 Lincoln, Space 49	Mecca	1	1	45
MHTL	62900 LINCOLN ST	Mecca	1	1	45
MHTL	62960 Lincoln Street, Sp 3	Mecca	1	1	45
MHTL	62900 Lincoln, Space 66	Mecca	1	1	45
MHTL	62900 LINCOLN ST., SP 3	Mecca	1	1	45
MHTL	62-900 LINCOLN ST SP 5	Mecca	1	1	45
MHTL	62900 LINCOLN ST	Mecca	1	1	45
MHTL	62900 Lincoln	Mecca	1	1	45
MHTL	62900 Lincoln, Space 88	Mecca	1	1	45
MHTL	62900 LINCOLN ST	Mecca	1	1	45
MHTL	62900 LINCOLN ST SP 105	Mecca	1	1	45

ATTACHMENT G1  
HASA Homeownership Restricted Units  
As of 6/30/2023

Project Name	Site Address	Site City	Total Units	Restricted Units	Affordability Period
MHTL	62900 LINCOLN ST	Mecca	1	1	45
MHTL	62900 LINCOLN ST SP 79	Mecca	1	1	45
MHTL	62900 LINCOLN ST. SP 56	Mecca	1	1	45
MHTL	62900 Lincoln, Space 96	Mecca	1	1	45
MHTL	62900 Lincoln, Space 7	Mecca	1	1	45
MHTL	62900 LINCOLN AVE SP 29	Mecca	1	1	45
MHTL	62900 LINCOLN ST	Mecca	1	1	45
MHTL	62900 LINCOLN ST SP 79	Mecca	1	1	45
MHTL	62900 LINCOLN ST SP 27	Mecca	1	1	45
MHTL	62900 LINCOLN AVE SP 6	Mecca	1	1	45
MHTL	62900 LINCOLN AVE SP 8	Mecca	1	1	45
MHTL	62900 LINCOLN ST SP 95	Mecca	1	1	45
MHTL	62900 LINCOLN ST SP 104	Mecca	1	1	45
MHTL	62900 Lincoln, Space 90	Mecca	1	1	45
MHTL	62900 Lincoln, Space 37	Mecca	1	1	45
MHTL	62900 Lincoln, Space 15	Mecca	1	1	45
MHTL	62900 LINCOLN ST SP 15	Mecca	1	1	45
MHTL	62900 Lincoln, Space 63	Mecca	1	1	45
MHTL	62900 Lincoln, Space 72	Mecca	1	1	45
MHTL	62900 LINCOLN ST SP	Mecca	1	1	45
MHTL	62900 Lincoln, Space 91	Mecca	1	1	45
MHTL	62900 LINCOLN ST	Mecca	1	1	45
MHTL	62900 LINCOLN AVE SP 50	Mecca	1	1	45
MHTL	62900 Lincoln, Space 92	Mecca	1	1	45
MHTL	62900 Lincoln Ave #1	Mecca	1	1	45
MHTL	62960 Lincoln Street	Mecca	1	1	45
MHTL	62900 Lincoln, Space 45	Mecca	1	1	45
MHTL	62900 Lincoln, Space 53	Mecca	1	1	45
MHTL	62900 LINCOLN AVE SP 76	Mecca	1	1	45
MHTL	62900 Lincoln, Space 93	Mecca	1	1	45
MHTL	62900 Lincoln, Space 94	Mecca	1	1	45
MHTL	62900 LINCOLN AVE SP 28	Mecca	1	1	45
MHTL	62900 Lincoln, Space 106	Mecca	1	1	45
MHTL	62900 LINCOLN ST SP 83	Mecca	1	1	45
MHTL	62900 LINCOLN ST SP 65	Mecca	1	1	45
MHTL	62900 Lincoln St, Sp 41	Mecca	1	1	45
MHTL	62900 LINCOLN AVE SP 67	Mecca	1	1	45
MHTL	62900 LINCOLN ST SP 63	Mecca	1	1	45
MHTL	62900 LINCOLN AVE SP 57	Mecca	1	1	45
MHTL	62900 Lincoln, Space 33	Mecca	1	1	45
MHTL	62900 LINCOLN ST SP 52	Mecca	1	1	45
MHTL	64-169 Miravilla Way	Mecca	1	1	45
MHTL	64270 Vela Ct.	Thermal	1	1	45
MHTL	64545 Hwy 111, Space 10	Mecca	1	1	45
MHTL	64545 HWY. 111 SPACE 8	Mecca	1	1	45
MHTL	64545 HWY. 111, SPACE 6	Mecca	1	1	45
MHTL	64545 HWY. 111, SPACE 9	Mecca	1	1	45
MHTL	64545 Hwy 111 Sp. 5	Mecca	1	1	45
MHTL	64545 Hwy 11, Space 12	Mecca	1	1	45
MHTL	64545 HWY. 111, SPACE 2	Mecca	1	1	45
MHTL	64545 Hwy 111, Space 11	Mecca	1	1	45

ATTACHMENT G1  
HASA Homeownership Restricted Units  
As of 6/30/2023

Project Name	Site Address	Site City	Total Units	Restricted Units	Affordability Period
MHTL	64545 HWY. 111, SPACE 1	Mecca	1	1	45
MHTL	64545 Hwy 111, Space 3	Mecca	1	1	45
MHTL	64545 HWY. 111 SPACE 3	Mecca	1	1	45
MHTL	67-075 Hwy 111 Sp #15,	Mecca	1	1	45
MHTL	68555 POLK ST SP 47	Thermal	1	1	45
MHTL	68555 POLK ST SP 48	Thermal	1	1	45
MHTL	68555 POLK ST. SP 150	Thermal	1	1	45
MHTL	68555 POLK ST SP 36	Thermal	1	1	45
MHTL	68555 POLK ST SP 130	Thermal	1	1	45
MHTL	68555 POLK ST SP 138	Thermal	1	1	45
MHTL	68555 POLK ST SP 129	Thermal	1	1	45
MHTL	68555 POLK ST., SP 90	Thermal	1	1	45
MHTL	68555 POLK ST., SP 41	Thermal	1	1	45
MHTL	68555 POLK ST SP 42	Thermal	1	1	45
MHTL	68555 Polk, Space 5	Thermal	1	1	45
MHTL	68555 Polk, Space 35	Thermal	1	1	45
MHTL	68555 POLK ST SP 5	Thermal	1	1	45
MHTL	68555 POLK ST SP 71	Thermal	1	1	45
MHTL	68555 POLK ST SP 17	Thermal	1	1	45
MHTL	68555 Polk, Space 3	Thermal	1	1	45
MHTL	68555 POLK ST SP 65	Thermal	1	1	45
MHTL	68555 POLK ST SP 56	Thermal	1	1	45
MHTL	68555 POLK ST SP 66	Thermal	1	1	45
MHTL	68555 POLK ST SP 145	Thermal	1	1	45
MHTL	68555 Polk, Space 21	Thermal	1	1	45
MHTL	68555 POLK ST SP 55	Thermal	1	1	45
MHTL	68555 Polk, Space 57	Thermal	1	1	45
MHTL	68555 POLK ST SP 80	Thermal	1	1	45
MHTL	68555 POLK ST., SP 103	Thermal	1	1	45
MHTL	68555 Polk, Space 82	Thermal	1	1	45
MHTL	68555 POLK ST SP 88	Thermal	1	1	45
MHTL	68555 POLK ST, SPACE 57	Thermal	1	1	45
MHTL	68555 POLK ST SP 122	Thermal	1	1	45
MHTL	68555 POLK ST SP 96	Thermal	1	1	45
MHTL	68555 POLK ST SP146	Thermal	1	1	45
MHTL	68555 POLK ST SP 63	Thermal	1	1	45
MHTL	68555 Polk, Space 93	Thermal	1	1	45
MHTL	68555 POLK ST SP 117	Thermal	1	1	45
MHTL	68555 POLK ST SP 50	Thermal	1	1	45
MHTL	68555 POLK ST SP 119	Thermal	1	1	45
MHTL	68555 POLK ST SP 85	Thermal	1	1	45
MHTL	68555 POLK ST SP 136	Thermal	1	1	45
MHTL	68555 POLK ST SP111	Thermal	1	1	45
MHTL	68555 POLK ST, SPACE 8	Thermal	1	1	45
MHTL	68555 Polk, Space 61	Thermal	1	1	45
MHTL	68555 POLK ST SP 40	Thermal	1	1	45
MHTL	68555 Polk, Space 34	Thermal	1	1	45
MHTL	68555 POLK ST SP 141	Thermal	1	1	45
MHTL	68555 POLK ST., SP 108	Thermal	1	1	45
MHTL	68555 POLK ST, SPACE 132	Thermal	1	1	45
MHTL	68555 POLK ST SP 124	Thermal	1	1	45

ATTACHMENT G1  
HASA Homeownership Restricted Units  
As of 6/30/2023

Project Name	Site Address	Site City	Total Units	Restricted Units	Affordability Period
MHTL	68555 Polk, Space 92	Thermal	1	1	45
MHTL	68555 POLK ST., SP 12	Thermal	1	1	45
MHTL	68555 POLK ST SP 44	Thermal	1	1	45
MHTL	68555 POLK ST SP 155	Thermal	1	1	45
MHTL	68555 Polk, Space 43	Thermal	1	1	45
MHTL	68555 POLK ST SP 143	Thermal	1	1	45
MHTL	68555 POLK ST, SPACE 41	Thermal	1	1	45
MHTL	68555 POLK ST SP 154	Thermal	1	1	45
MHTL	68555 POLK ST SP 126	Thermal	1	1	45
MHTL	68555 Polk Street, Space 28	Thermal	1	1	45
MHTL	68555 Polk, Sapce 30	Thermal	1	1	45
MHTL	68555 Polk, Space 52	Thermal	1	1	45
MHTL	68555 Polk, Space 7	Thermal	1	1	45
MHTL	68555 POLK ST SP 83	Thermal	1	1	45
MHTL	68555 POLK ST SP 156	Thermal	1	1	45
MHTL	68555 Polk St Sp 149	Thermal	1	1	45
MHTL	68555 POLK ST SP 98	Thermal	1	1	45
MHTL	68555 POLK ST, SPACE 32	Thermal	1	1	45
MHTL	68555 Polk, Space 132	Thermal	1	1	45
MHTL	68555 POLK ST SP 89	Thermal	1	1	45
MHTL	68555 POLK ST SP 14	Thermal	1	1	45
MHTL	68555 POLK ST SP 127	Thermal	1	1	45
MHTL	68555 POLK ST SP 68	Thermal	1	1	45
MHTL	68555 POLK ST., SP 49	Thermal	1	1	45
MHTL	68555 POLK ST SP46	Thermal	1	1	45
MHTL	68555 Polk, Space 144	Thermal	1	1	45
MHTL	68555 POLK ST SP 20	Thermal	1	1	45
MHTL	68555 POLK ST. SPACE 39	Thermal	1	1	45
MHTL	68555 POLK ST SPACE 75	Thermal	1	1	45
MHTL	68555 POLK ST SP 140	Thermal	1	1	45
MHTL	68555 POLK ST. SPACE 102	Thermal	1	1	45
MHTL	68555 POLK ST SP 109	Thermal	1	1	45
MHTL	68555 POLK ST SP 153	Thermal	1	1	45
MHTL	68555 POLK ST., SP 07	Thermal	1	1	45
MHTL	68555 Polk, Space 62	Thermal	1	1	45
MHTL	68555 POLK ST SP 60	Thermal	1	1	45
MHTL	68555 POLK ST, SPACE 120	Thermal	1	1	45
MHTL	68555 POLK ST. SP 95	Thermal	1	1	45
MHTL	68555 Polk St., Space 4	Thermal	1	1	45
MHTL	68555 POLK ST. SPACE 23	Thermal	1	1	45
MHTL	68555 POLK ST SP 72	Thermal	1	1	45
MHTL	68555 POLK ST SP 114	Thermal	1	1	45
MHTL	68555 POLK ST SP 142	Thermal	1	1	45
MHTL	68555 Polk, Space 8	Thermal	1	1	45
MHTL	68555 POLK ST SP 147	Thermal	1	1	45
MHTL	68555 POLK ST., SP 139	Thermal	1	1	45
MHTL	68555 POLK ST SP 137	Thermal	1	1	45
MHTL	68555 POLK ST. SPACE 22	Thermal	1	1	45
MHTL	68555 POLK ST. SPACE 67	Thermal	1	1	45
MHTL	68555 POLK ST SP 106	Thermal	1	1	45
MHTL	68555 POLK ST., SP 31	Thermal	1	1	45

ATTACHMENT G1  
HASA Homeownership Restricted Units  
As of 6/30/2023

Project Name	Site Address	Site City	Total Units	Restricted Units	Affordability Period
MHTL	68555 POLK ST SP 55	Thermal	1	1	45
MHTL	68555 POLK ST SP 101	Thermal	1	1	45
MHTL	68555 POLK ST., SP 29	Thermal	1	1	45
MHTL	68555 Polk, Space 64	Thermal	1	1	45
MHTL	68555 Polk, Space 73	Thermal	1	1	45
MHTL	68555 Polk, Space 129	Thermal	1	1	45
MHTL	68555 POLK ST. SP 74	Thermal	1	1	45
MHTL	68555 POLK ST., SP 110	Thermal	1	1	45
MHTL	68555 POLK ST SP116	Thermal	1	1	45
MHTL	68555 POLK ST SP 148	Thermal	1	1	45
MHTL	68555 Polk, Space 2	Thermal	1	1	45
MHTL	68555 Polk, Space 115	Thermal	1	1	45
MHTL	68-990 Harrison St	Thermal	1	1	45
MHTL	68-990 Harrison St	Thermal	1	1	45
MHTL	68-990 Harrison St. Sp# 157	Thermal	1	1	45
MHTL	68-990 Harrison St. Sp# 168	Thermal	1	1	45
MHTL	68-990 Harrison St. Sp#116	Thermal	1	1	45
MHTL	68-990 Harrison St. Sp# 100	Thermal	1	1	45
MHTL	68-990 Harrison St. Sp# 22	Thermal	1	1	45
MHTL	68-990 Harrison St. Sp# 171	Thermal	1	1	45
MHTL	68-990 Harrison St. Sp# 85	Thermal	1	1	45
MHTL	68-990 Harrison St. Sp# 9	Thermal	1	1	45
MHTL	68-990 Harrison St. Sp# 132	Thermal	1	1	45
MHTL	68-990 Harrison St. Sp# 44	Thermal	1	1	45
MHTL	68-990 Harrison St. Sp# 41	Thermal	1	1	45
MHTL	68-990 Harrison St. Sp# 79	Thermal	1	1	45
MHTL	68-990 Harrison St. Sp# 114	Thermal	1	1	45
MHTL	68-990 Harrison St. Sp# 54	Thermal	1	1	45
MHTL	68-990 Harrison St. Sp# 14	Thermal	1	1	45
MHTL	68-990 Harrison St. Sp# 138	Thermal	1	1	45
MHTL	68-990 Harrison St. Sp# 94	Thermal	1	1	45
MHTL	68-990 Harrison St Sp# 143	Thermal	1	1	45
MHTL	68-990 Harrison St. Sp# 120	Thermal	1	1	45
MHTL	68-990 Harrison St. Sp# 52	Thermal	1	1	45
MHTL	68-990 Harrison St. Sp# 46	Thermal	1	1	45
MHTL	68-990 Harrison St. Sp# 111	Thermal	1	1	45
MHTL	68-990 Harrison St. Sp# 67	Thermal	1	1	45
MHTL	68-990 Harrison St. Sp# 16	Thermal	1	1	45
MHTL	68-990 Harrison St. Sp# 93	Thermal	1	1	45
MHTL	68-990 Harrison St. Sp# 82	Thermal	1	1	45
MHTL	68-990 Harrison St. Sp# 178	Thermal	1	1	45
MHTL	68-990 Harrison St Sp# 181	Thermal	1	1	45
MHTL	68-990 Harrison St. Sp# 103	Thermal	1	1	45
MHTL	68-990 Harrison St. Sp# 139	Thermal	1	1	45
MHTL	68-990 Harrison St. Sp# 31	Thermal	1	1	45
MHTL	68-990 Harrison St. Sp# 135	Thermal	1	1	45
MHTL	68-990 Harrison St. Sp# 109	Thermal	1	1	45
MHTL	68-990 Harrison St. Sp# 141	Thermal	1	1	45
MHTL	68-990 Harrison St Sp# 73	Thermal	1	1	45
MHTL	68-990 Harrison St. Sp# 99	Thermal	1	1	45
MHTL	68-990 Harrison St. Sp# 156	Thermal	1	1	45

ATTACHMENT G1  
HASA Homeownership Restricted Units  
As of 6/30/2023

Project Name	Site Address	Site City	Total Units	Restricted Units	Affordability Period
MHTL	68-990 Harrison St. Sp# 18	Thermal	1	1	45
MHTL	68-990 Harrison St. Sp# 101	Thermal	1	1	45
MHTL	68-990 Harrison St. Sp# 96	Thermal	1	1	45
MHTL	68-990 Harrison St. Sp# 130	Thermal	1	1	45
MHTL	68-990 Harrison St. Sp# 10	Thermal	1	1	45
MHTL	68-990 Harrison St. Sp# 35	Thermal	1	1	45
MHTL	68-990 Harrison St. Sp# 19	Thermal	1	1	45
MHTL	68-990 Harrison St. Sp# 65	Thermal	1	1	45
MHTL	68-990 Harrison St. Sp# 154	Thermal	1	1	45
MHTL	68-990 Harrison St. Sp# 142	Thermal	1	1	45
MHTL	68-990 Harrison St. Sp# 27	Thermal	1	1	45
MHTL	68-990 Harrison St. Sp# 56	Thermal	1	1	45
MHTL	68-990 Harrison St. Sp# 49	Thermal	1	1	45
MHTL	68-990 Harrison St. Sp# 126	Thermal	1	1	45
MHTL	68-990 Harrison St. Sp# 127	Thermal	1	1	45
MHTL	68-990 Harrison St. Sp# 104	Thermal	1	1	45
MHTL	68-990 Harrison St. Sp# 42	Thermal	1	1	45
MHTL	68-990 Harrison St. Sp# 174	Thermal	1	1	45
MHTL	68-990 Harrison St. Sp# 66	Thermal	1	1	45
MHTL	68-990 Harrison St. Sp# 117	Thermal	1	1	45
MHTL	68-990 Harrison St. Sp# 108	Thermal	1	1	45
MHTL	68-990 Harrison St. Sp# 87	Thermal	1	1	45
MHTL	68-990 Harrison St. Sp# 149	Thermal	1	1	45
MHTL	68-990 Harrison St. Sp# 76	Thermal	1	1	45
MHTL	68-990 Harrison St. Sp# 80	Thermal	1	1	45
MHTL	68-990 Harrison St. Sp# 64	Thermal	1	1	45
MHTL	68-990 Harrison St. Sp# 75	Thermal	1	1	45
MHTL	68-990 Harrison St. Sp# 167	Thermal	1	1	45
MHTL	68-990 Harrison St. Sp# 11	Thermal	1	1	45
MHTL	68-990 Harrison St. Sp# 71	Thermal	1	1	45
MHTL	68-990 Harrison St. Sp# 69	Thermal	1	1	45
MHTL	68-990 Harrison St. Sp# 95	Thermal	1	1	45
MHTL	68-990 Harrison St. Sp# 60	Thermal	1	1	45
MHTL	68-990 Harrison St. Sp# 53	Thermal	1	1	45
MHTL	68-990 Harrison St. Sp# 33	Thermal	1	1	45
MHTL	68-990 Harrison St. Sp# 158	Thermal	1	1	45
MHTL	68-990 Harrison St. Sp# 2	Thermal	1	1	45
MHTL	68-990 Harrison St. Sp# 118	Thermal	1	1	45
MHTL	68-990 Harrison St. Sp# 177	Thermal	1	1	45
MHTL	68-990 Harrison St. Sp# 7	Thermal	1	1	45
MHTL	68-990 Harrison St. Sp# 91	Thermal	1	1	45
MHTL	68-990 Harrison St. Sp# 123	Thermal	1	1	45
MHTL	68-990 Harrison St. Sp# 140	Thermal	1	1	45
MHTL	68-990 Harrison St. Sp# 152	Thermal	1	1	45
MHTL	68-990 Harrison St. Sp# 131	Thermal	1	1	45
MHTL	68-990 Harrison St. Sp# 146	Thermal	1	1	45
MHTL	68-990 Harrison St. SP#148	Thermal	1	1	45
MHTL	68-990 Harrison St. Sp# 83	Thermal	1	1	45
MHTL	68-990 Harrison St. Sp# 151	Thermal	1	1	45
MHTL	68-990 Harrison St. Sp# 90	Thermal	1	1	45
MHTL	68-990 Harrison St. Sp# 150	Thermal	1	1	45



ATTACHMENT G1  
HASA Homeownership Restricted Units  
As of 6/30/2023

Project Name	Site Address	Site City	Total Units	Restricted Units	Affordability Period
MHTL	68-990 Harrison St. Sp# 173	Thermal	1	1	45
MHTL	68-990 Harrison St. Sp# 97	Thermal	1	1	45
MHTL	68-990 Harrison St. Sp# 134	Thermal	1	1	45
MHTL	68-990 Harrison St. Sp# 145	Thermal	1	1	45
MHTL	68-990 Harrison St. Sp# 39	Thermal	1	1	45
MHTL	68-990 Harrison St. Sp# 165	Thermal	1	1	45
MHTL	68-990 Harrison St. Sp# 3	Thermal	1	1	45
MHTL	68-990 Harrison St. Sp# 15	Thermal	1	1	45
MHTL	68-990 Harrison St. Sp# 136	Thermal	1	1	45
MHTL	68-990 Harrison St Sp# 159	Thermal	1	1	45
MHTL	68-990 Harrison St. Sp# 4	Thermal	1	1	45
MHTL	68-990 Harrison St. Sp#144	Thermal	1	1	45
MHTL	68-990 Harrison St. Sp# 172	Thermal	1	1	45
MHTL	68-990 Harrison St. Sp# 121	Thermal	1	1	45
MHTL	68-990 Harrison St. Sp# 8	Thermal	1	1	45
MHTL	68-990 Harrison St. Sp# 110	Thermal	1	1	45
MHTL	68-990 Harrison St. Sp# 51	Thermal	1	1	45
MHTL	68-990 Harrison St. Sp# 57	Thermal	1	1	45
MHTL	68-990 Harrison St. Sp# 155	Thermal	1	1	45
MHTL	68-990 Harrison St. Sp# 50	Thermal	1	1	45
MHTL	68-990 Harrison St. Sp# 164	Thermal	1	1	45
MHTL	68-990 Harrison St. Sp# 115	Thermal	1	1	45
MHTL	68-990 Harrison St. Sp# 122	Thermal	1	1	45
MHTL	68-990 Harrison St. Sp# 105	Thermal	1	1	45
MHTL	68-990 Harrison St. Sp# 61	Thermal	1	1	45
MHTL	68-990 Harrison St. Sp# 70	Thermal	1	1	45
MHTL	68-990 Harrison St. Sp# 89	Thermal	1	1	45
MHTL	68-990 Harrison St. Sp# 102	Thermal	1	1	45
MHTL	68-990 Harrison St Sp# 68	Thermal	1	1	45
MHTL	68-990 Harrison St. Sp# 179	Thermal	1	1	45
MHTL	68-990 Harrison St. Sp# 55	Thermal	1	1	45
MHTL	68-990 Harrison St. Sp# 98	Thermal	1	1	45
MHTL	68-990 Harrison St. Sp# 26	Thermal	1	1	45
MHTL	68-990 Harrison St. Sp# 113	Thermal	1	1	45
MHTL	68-990 Harrison St. Sp# 17	Thermal	1	1	45
MHTL	68-990 Harrison St. Sp# 162	Thermal	1	1	45
MHTL	68-990 Harrison St. Sp# 40	Thermal	1	1	45
MHTL	68-990 Harrison St. Sp# 137	Thermal	1	1	45
MHTL	68-990 Harrison St. SP# 63	Thermal	1	1	45
MHTL	68-990 Harrison St., Sp# 160	Thermal	1	1	45
MHTL	68-990 Harrison St Sp# 28	Thermal	1	1	45
MHTL	68-990 Harrison St. Sp# 161	Thermal	1	1	45
MHTL	68-990 Harrison St. Sp# 169	Thermal	1	1	45
MHTL	68-990 Harrison St. Sp# 21	Thermal	1	1	45
MHTL	68-990 Harrison St. Sp# 45	Thermal	1	1	45
MHTL	68-990 Harrison St. Sp # 125	Thermal	1	1	45
MHTL	68-990 Harrison St. Sp# 133	Thermal	1	1	45
MHTL	68-990 Harrison St. Sp# 6	Thermal	1	1	45
MHTL	68-990 Harrison St. Sp# 12	Thermal	1	1	45
MHTL	68-990 Harrison St. Sp# 166	Thermal	1	1	45
MHTL	68-990 Harrison St. Sp# 30	Thermal	1	1	45

ATTACHMENT G1  
HASA Homeownership Restricted Units  
As of 6/30/2023

Project Name	Site Address	Site City	Total Units	Restricted Units	Affordability Period
MHTL	68-990 Harrison St. Sp# 78	Thermal	1	1	45
MHTL	68-990 Harrison St. Sp# 129	Thermal	1	1	45
MHTL	68-990 Harrison St. Sp# 81	Thermal	1	1	45
MHTL	68-990 Harrison St. Sp# 43	Thermal	1	1	45
MHTL	68-990 Harrison St. Sp# 128	Thermal	1	1	45
MHTL	68-990 Harrison St Sp# 74	Thermal	1	1	45
MHTL	68-990 Harrison St. Sp# 106	Thermal	1	1	45
MHTL	68-990 Harrison St. Sp# 13	Thermal	1	1	45
MHTL	68-990 Harrison St. Sp# 112	Thermal	1	1	45
MHTL	68-990 Harrison St. Sp# 29	Thermal	1	1	45
MHTL	68-990 Harrison St. Sp# 92	Thermal	1	1	45
MHTL	68-990 Harrison St. Sp# 23	Thermal	1	1	45
MHTL	68-990 Harrison St. Sp# 25	Thermal	1	1	45
MHTL	68-990 Harrison St. Sp# 180	Thermal	1	1	45
MHTL	68-990 Harrison St. Sp# 175	Thermal	1	1	45
MHTL	68-990 Harrison St. Sp# 124	Thermal	1	1	45
MHTL	68-990 Harrison St. Sp# 107	Thermal	1	1	45
MHTL	68-990 Harrison St. Sp# 34	Thermal	1	1	45
MHTL	68-990 Harrison St. Sp# 72	Thermal	1	1	45
MHTL	68-990 Harrison St. Sp# 163	Thermal	1	1	45
MHTL	68-990 Harrison St. Sp# 86	Thermal	1	1	45
MHTL	68-990 Harrison St. Sp# 32	Thermal	1	1	45
MHTL	68-990 Harrison St. Sp# 176	Thermal	1	1	45
MHTL	68-990 Harrison St. Sp# 77	Thermal	1	1	45
MHTL	68-990 Harrison St. Sp# 88	Thermal	1	1	45
MHTL	68-990 Harrison St. Sp# 37	Thermal	1	1	45
MHTL	68-990 Harrison St. Sp# 47	Thermal	1	1	45
MHTL	68-990 Harrison St. Sp# 147	Thermal	1	1	45
MHTL	68-990 Harrison St. Sp# 170	Thermal	1	1	45
MHTL	68-990 Harrison St. Sp# 119	Thermal	1	1	45
MHTL	68-990 Harrison St Sp# 153	Thermal	1	1	45
MHTL	68-990 Harrison St. Sp# 84	Thermal	1	1	45
MHTL	69455 PIERCE ST	Thermal	1	1	45
MHTL	69455 Pierce, Space 4	Thermal	1	1	45
MHTL	69455 Pierce, Space 5	Thermal	1	1	45
MHTL	69-500 VANDERVEER	North Shore	1	1	45
MHTL	69-751 PIERCE ST. SP 2	Thermal	1	1	45
MHTL	69780 GRANT ST., SP 12	Mecca	1	1	45
MHTL	76-650 Pierce St	Thermal	1	1	45
MHTL	79-550 AVENUE 40	Bermuda Dune	1	1	45
MHTL	79745 Ave 40, Space 1	Bermuda Dune	1	1	45
MHTL	79745 Ave 40, Space 2	Bermuda Dune	1	1	45
MHTL	79745 Ave 40, Space 3	Bermuda Dune	1	1	45
MHTL	81600 Fred Waring Dr #69	Indio	1	1	45
MHTL	82-725 Ave. 62 #2,	Thermal	1	1	45
MHTL	82-725 Ave. 62,	Thermal	1	1	45
MHTL	84091 Airport Blvd. Sp F	Thermal	1	1	45
MHTL	84091 AIRPORT BLVD SP A	Thermal	1	1	45
MHTL	84091 AIRPORT BLVD SP B	Thermal	1	1	45
MHTL	84091 AIRPORT BLVD SP C	Thermal	1	1	45
MHTL	84091 AIRPORT BLVD SP D	Thermal	1	1	45

ATTACHMENT G1  
HASA Homeownership Restricted Units  
As of 6/30/2023

Project Name	Site Address	Site City	Total Units	Restricted Units	Affordability Period
MHTL	84091 AIRPORT BLVD SP E	Thermal	1	1	45
MHTL	84091 AIRPORT BLVD SP H	Thermal	1	1	45
MHTL	84091 Airport Blvd Sp I	Thermal	1	1	45
MHTL	84091 AIRPORT BLVD SP J	Thermal	1	1	45
MHTL	84-950 ECHOL RD, #203	Thermal	1	1	45
MHTL	85400 Avenue 55 Sp 1	Thermal	1	1	45
MHTL	85400 AVENUE 55 SP 8	Thermal	1	1	45
MHTL	85641 Middleton Sp 1	Thermal	1	1	45
MHTL	85641 MIDDLETON SP 12	Thermal	1	1	45
MHTL	85641 MIDDLETON SP 5	Thermal	1	1	45
MHTL	85641 MIDDLETON, SP 10	Thermal	1	1	45
MHTL	85641 MIDDLETON, SP 10	Thermal	1	1	45
MHTL	85641 Middleton, Sp 11	Thermal	1	1	45
MHTL	85641 MIDDLETON, SP 2	Thermal	1	1	45
MHTL	85641 MIDDLETON, SP12	Thermal	1	1	45
MHTL	85751 AVENUE 61 SP 6	Thermal	1	1	45
MHTL	85751 AVENUE 61, SP 11	Thermal	1	1	45
MHTL	85751 AVENUE 61, SP 4	Thermal	1	1	45
MHTL	85885 Middleton Sp.4	Thermal	1	1	45
MHTL	87-260 Ave 61	Thermal	1	1	45
MHTL	88100 Ave 57, Sp 7	Thermal	1	1	45
MHTL	88210 Ave 57, Sp 11	Thermal	1	1	45
MHTL	88210 AVE., SP 12	Thermal	1	1	45
MHTL	88300 Ave 54	Thermal	1	1	45
MHTL	88300 Ave 57, Space 6	Thermal	1	1	45
MHTL	88300 Ave 57, Space 8	Thermal	1	1	45
MHTL	88300 Ave 57, Space10	Thermal	1	1	45
MHTL	88300 AVENUE 57	Thermal	1	1	45
MHTL	88300 AVENUE 57 SP 1	Thermal	1	1	45
MHTL	88300 AVENUE 57 SP 2	Thermal	1	1	45
MHTL	88300 Avenue 57 Sp 3	Thermal	1	1	45
MHTL	88300 AVENUE 57 SP 7	Thermal	1	1	45
MHTL	88351 58TH AVE SP 10	Thermal	1	1	45
MHTL	88351 58TH AVE SP 11	Thermal	1	1	45
MHTL	88351 58TH AVE SP 12	Thermal	1	1	45
MHTL	88351 58TH AVE SP 5	Thermal	1	1	45
MHTL	88351 58TH AVE SP 9	Thermal	1	1	45
MHTL	88351 58TH AVE, #13	Thermal	1	1	45
MHTL	88351 58TH AVE, SP 7	Thermal	1	1	45
MHTL	88-375 56TH AVE, SP #7	Thermal	1	1	45
MHTL	88-375 56TH AVE, SP#8	Thermal	1	1	45
MHTL	88-375 56TH AVE, SP. #1	Thermal	1	1	45
MHTL	88-375 56TH AVE, SP. #10	Thermal	1	1	45
MHTL	88-375 56TH AVE, SP. #12	Thermal	1	1	45
MHTL	88-375 56TH AVE, SP. #2	Thermal	1	1	45
MHTL	88-375 56TH AVE, SP. #3	Thermal	1	1	45
MHTL	88-375 56TH AVE, SP. 6	Thermal	1	1	45
MHTL	88-375 56TH AVE., SP 4	Thermal	1	1	45
MHTL	88-375 AIRPORT BLVD SP 9	Thermal	1	1	45
MHTL	88-375 Ave 56, Space 5	Thermal	1	1	45
MHTL	88-375 Ave 56, Space 7	Thermal	1	1	45

ATTACHMENT G1  
HASA Homeownership Restricted Units  
As of 6/30/2023

Project Name	Site Address	Site City	Total Units	Restricted Units	Affordability Period
MHTL	88385 Ave 56, Space 1	Thermal	1	1	45
MHTL	88-425 Avenue 57	Thermal	1	1	45
MHTL	88-569 Avenue 62,	Thermal	1	1	45
MHTL	88-740 Ave 70th Sp. 187	Thermal	1	1	45
MHTL	88-855 AVENUE 70	Thermal	1	1	45
MHTL	88-855 AVENUE 70	Thermal	1	1	45
MHTL	88-855 AVENUE 70 SP 1	Thermal	1	1	45
MHTL	88-855 Avenue 70, Sp 6	Thermal	1	1	45
MHTL	89-200 AVE 81, SPACE 6	Thermal	1	1	45
MHTL	89-200 AVE. 81, SPACE 2	Thermal	1	1	45
MHTL	89-200 AVE. 81, SPACE 9	Thermal	1	1	45
MHTL	89-200 AVE. 81, SPACE 12	Thermal	1	1	45
MHTL	89-200 Ave 81, Space 5	Thermal	1	1	45
MHTL	89-200 Ave 81, Space 11	Thermal	1	1	45
MHTL	89-200 AVE. 81, SPACE 7	Thermal	1	1	45
MHTL	89-200 AVE 81, SPACE 8	Thermal	1	1	45
MHTL	89-200 AVE. 81, SPACE 10	Thermal	1	1	45
MHTL	89-200 AVE. 81, SPACE 3	Thermal	1	1	45
MHTL	89-200 AVE. 81, SPACE 1	Thermal	1	1	45
MHTL	89-200 AVE. 81, SPACE 4	Thermal	1	1	45
MHTL	92241 NATIONAL AVE #27	Mecca	1	1	45
MHTL	92241 National, Sp 31	Mecca	1	1	45
MHTL	92241 NATIONAL AVE #22	Mecca	1	1	45
MHTL	92241 NATIONAL AVE.	Mecca	1	1	45
MHTL	92241 NATIONAL AVE	Mecca	1	1	45
MHTL	92241 NATIONAL AVE.	Mecca	1	1	45
MHTL	92241 National Ave #49	Mecca	1	1	45
MHTL	92241 NATIONAL AVE #28	Mecca	1	1	45
MHTL	92241 NATIONAL AVE, #52	Mecca	1	1	45
MHTL	92241 National, Sp 44	Mecca	1	1	45
MHTL	92241 National Avenue,	Mecca	1	1	45
MHTL	92241 NATIONAL AVE #17	Mecca	1	1	45
MHTL	92241 NATIONAL AVE	Mecca	1	1	45
MHTL	92241 National Ave. #4	Mecca	1	1	45
MHTL	92241 NATIONAL AVE, #36	Mecca	1	1	45
MHTL	92241 National Ave #46	Mecca	1	1	45
MHTL	92241 NATIONAL AVE #35	Mecca	1	1	45
MHTL	92241 NATIONAL AVE #10	Mecca	1	1	45
MHTL	92241 NATIONAL SP 37	Mecca	1	1	45
MHTL	92241 National, Sp #13	Mecca	1	1	45
MHTL	92241 NATIONAL SP 34	Mecca	1	1	45
MHTL	92241 NATIONAL SP 42	Mecca	1	1	45
MHTL	92241 NATIONAL SP 41	Mecca	1	1	45
MHTL	92241 NATIONAL SP 50	Mecca	1	1	45
MHTL	92241 Naumal, Sp 40	Mecca	1	1	45
MHTL	92241 NATIONAL AVE #7	Mecca	1	1	45
MHTL	92241 NATIONAL AVE #54	Mecca	1	1	45
MHTL	92241 NATIONAL SP 14	Mecca	1	1	45
MHTL	92241 NATIONAL AVE	Mecca	1	1	45
MHTL	92241 NATIONAL SP 24	Mecca	1	1	45

ATTACHMENT G1  
HASA Homeownership Restricted Units  
As of 6/30/2023

Project Name	Site Address	Site City	Total Units	Restricted Units	Affordability Period
MHTL	92241 NATIONAL AVE #20	Mecca	1	1	45
MHTL	92241 NATIONAL SP 48	Mecca	1	1	45
MHTL	92241 NATIONAL AVE #5	Mecca	1	1	45
MHTL	92241 National, Sp 58	Mecca	1	1	45
MHTL	92241 NATIONAL SP 43	Mecca	1	1	45
MHTL	92241 NATIONAL AVE #23	Mecca	1	1	45
NRP	5314 35th Str	Riverside	1	1	30
NRP	5221 36th St.	Riverside	1	1	30
NRP	49920 Fuller Ave.	Cabazon	1	1	30
NRP	14145 Apache Trl	Cabazon	1	1	30
NRP	5350 34th St	Riverside	1	1	30
NRP	11157 66th St	Mira Loma	1	1	30
NRP	6432 Wineville Ave	Mira Loma	1	1	30
NRP	49902 Mountain View Ave	Cabazon	1	1	30
NRP	3651 Wallace St	Riverside	1	1	30
RDA1	5990 Canal Street	Jurupa Valley	1	1	45
RDA1	20300 Harvard Way	Riverside	1	1	45
RDA1	3067 Hadley Drive	Jurupa Valley	1	1	45
RDA1	6612 Avenida Mariposa	Jurupa Valley	1	1	45
RDA1	8596 Running Gait Ln	Jurupa Valley	1	1	45
RDA1	21651 Club Dr	Perris	1	1	45
RDA1	15515 Rose St	Lake Elsinore	1	1	45
RDA1	33131 Adelfa St	Lake Elsinore	1	1	45
RDA1	9151 Patrick Cir	Jurupa Valley	1	1	45
RDA1	4394 Ridgewood Dr	Jurupa Valley	1	1	45
RDA1	32530 Crescent Ave	Lake Elsinore	1	1	45
RDA1	3554 Manor Dr	Jurupa Valley	1	1	45
RDA1	2525 Rorimer Dr	Jurupa Valley	1	1	45
RDA1	6583 Villa Vista Dr	Jurupa Valley	1	1	45
RDA1	5304 Martin Street	Jurupa Valley	1	1	45
RDA1	4389 Ridgewood Dr	Jurupa Valley	1	1	45
RDA1	4202 Aero Ln	Jurupa Valley	1	1	45
RDA1	4042 Campbell St	Jurupa Valley	1	1	45
RDA1	3672 Riverview Dr	Jurupa Valley	1	1	45
RDA1	4023 Kenneth St	Jurupa Valley	1	1	45
RDA1	9084 63rd Street	Jurupa Valley	1	1	45
RDA1	6363 Tournament Dr	Jurupa Valley	1	1	45
RDA1	10472 54th Street	Jurupa Valley	1	1	45
RDA1	8520 Donna Way	Jurupa Valley	1	1	45
RDA1	4141 Estrada Dr	Jurupa Valley	1	1	45
RDA1	5648 29th Street	Jurupa Valley	1	1	45
RDA1	6590 Frank Ave	Jurupa Valley	1	1	45
RDA1	4410 Felspar Ave	Jurupa Valley	1	1	45
RDA1	4496 Agate St	Jurupa Valley	1	1	45
RDA1	6250 Tarragona Dr	Jurupa Valley	1	1	45
RDA1H	3672 Riverview Dr	Jurupa Valley	1	1	45
RDA-Habitat	5259 37th Street	Riverside	1	1	45
RDA-Nuestro *	east of Lincoln St, no of 64th Ave	Mecca	291	83	45
Mecca Self Help	Various sites	Mecca	200	200	45
/ Village of Mecca	Various sites	Mecca	87	87	20
Help Homes	Various sites	Mecca	45	25	45

\* To be constructed

ATTACHMENT G1  
HASA Homeownership Restricted Units  
As of 6/30/2023

Project Name	Site Address	Site City	Total Units	Restricted Units	Affordability Period
RHP	22890 Via Santana	Nuevo	1	1	45
RHP	25859 Mercy Court	Hemet	1	1	45
RHP	31189 Kestrel Way	Winchester	1	1	45
RHP	204 Owetzal Lane	Riverside	1	1	45
RHP	32828 Shepard Court	Winchester	1	1	45
RHP	13581 Fairfield Drive	Corona	1	1	45
RHP	31121 Contour Avenue	Nuevo	1	1	45
RHP	41385 Collgian Way	Hemet	1	1	45
RHP	83116 Majenta Ln	Thermal	1	1	45
RHP	25067 Sansome Street	Hemet	1	1	45
RHP	39258 Half Moon Circle	Mira Loma	1	1	45
RHP	3733 S. Neece St.	Corona	1	1	45
RHP	3143 Cabana Street	Mira Loma	1	1	45
RHP	32843 Sandalwood Lane	Lake Elsinore	1	1	45
RHP	14645 Mission Street	Cabazon	1	1	45
RHP	31644 Vintners Pointe Court	Winchester	1	1	45
RHP	24829 Danube Court	Hemet	1	1	45
RHP	3584 Autumn Walk Drive	Riverside	1	1	45
RHP	34740 Grotto Hills Drive	Winchester	1	1	45
RHP	31535 Fox Grape Drive	Winchester	1	1	45
RHP	2917 Aztec Drive	Jurupa Valley	1	1	45
RHP	34588 Black Cherry Street	Winchester	1	1	45
RHP	25373 Sage Street	Corona	1	1	45
RHP	18979 Janisse Lane	Lake Elsinore	1	1	45
NRP	49925 Fuller Ave	Cabazon	1	1	30
HRP	5025 Troth St	Mira Loma	1	1	30
HRP	6395 Thunderbay Trail	Riverside	1	1	30
HRP	44115 Olive Ave	Hemet	1	1	30
HRP	6382 Rathke Dr	Riverside	1	1	30
HRP	5887 42nd St	Riverside	1	1	30
HRP	12375 United Rd	Desert Hot Spr	1	1	30
HRP	41315 Johnston Ave	Hemet	1	1	30
HRP	4257 Agate St	Riverside	1	1	30
HRP	25961 Melvere Pl	Hemet	1	1	30
HRP	10921 Bellflower Ave	Cherry Valley	1	1	30
HRP	5230 Odell St	Riverside	1	1	30
HRP	59315 Reynolds Way	Anza	1	1	30
MHTL	62-900 Lincoln St. #82	Mecca	1	1	45
MHTL	62-900 Lincoln St	Mecca	1	1	45
MHTL	62-900 Lincoln Ave. Sp# 63	Mecca	1	1	45
MHTL	62-900 LINCOLN STREET, SP 9	Mecca	1	1	45
MHTL	62-900 Lincoln Street, Space 73	Mecca	1	1	45
MHTL	52255 Filmore Street, Sp 8	Thermal	1	1	45
MHTL	68-555 Polk Street Space 53	Thermal	1	1	45
SHRP	3319 Avalon St #26	Jurupa Valley	1	1	45
SHRP	13381 Magnolia Ave #10	Riverside	1	1	45
SHRP	32700 St Andrews Dr	Thousand Paln	1	1	45
SHRP	43531 Acacia Ave Sp 46	Hemet	1	1	45
SHRP	17850 Corkill Rd	Desert Hot Sp	1	1	45
SHRP	20174 Camino Del Sol	Riverside	1	1	45

ATTACHMENT G1  
HASA Homeownership Restricted Units  
As of 6/30/2023

Project Name	Site Address	Site City	Total Units	Restricted Units	Affordability Period
SHRP	32600 Hwy 74 Spc# 53	Hemet	1	1	45
SHRP	40869 Acacia Ave	Hemet	1	1	45
SHRP	27150 Shadel Rd	Sun City	1	1	45
SHRP	45055 E Florida Ave Spc 85	Hemet	1	1	45
SHRP	44725 E Florida Ave #91	Hemet	1	1	45
SHRP	41150 Nez Perce Cir	Beaumont	1	1	45
SHRP	44725 E HWY 74 #55	Hemet	1	1	45
SHRP	44725 HWY 74 #85	Hemet	1	1	45
SHRP	27150 Shadel Rd	Sun City	1	1	45
SHRP	45521 Florida Ave #15	Hemet	1	1	45
SHRP	43678 Elliot Ct	Hemet	1	1	45
SHRP	27150 Shadel Rd #125	Sun City	1	1	45
SHRP	27150 Shadel Rd Spc 18	Sun City	1	1	45
SHRP	45055 Hwy 74 Sp 3	Hemet	1	1	45
SHRP	8110 Mission Blvd	Riverside	1	1	45
SHRP	45055 E Florida Ave Spc 22	Hemet	1	1	45
SHRP	78820 Pierce St	Thermal	1	1	45
SHRP	33310 Acapulco Trail	Thousand Pa	1	1	45
SHRP	45055 E Florida Ave Spc 24	Hemet	1	1	45
SHRP	27150 Shadel Rd Spc 24	Sun City	1	1	45
SHRP	15500 Bubbling Dr Spc 198	DHS	1	1	45
SHRP	27150 Shadel Rd #103	Sun City	1	1	45
SHRP	40475 Los Altos Rd	Hemet	1	1	45
SHRP	10210 Stageline	Corona	1	1	45
<b>Total</b>			<b>1313</b>	<b>1085</b>	

# **Attachment G2**

Inventory of homeownership units assisted

**G2** CSA Homeownership Units



ATTACHMENT G2  
 CSA Homeownership Restricted Units  
 As of 6/30/2023

Project Name	Site Address	City	Total Units	Restricted Units	Affordability Period (yrs)
Homebuyer Assistance	50485 Jalisco Drive	Coachella	1	1	45
Homebuyer Assistance	50030 Mazatlan Drive	Coachella	1	1	45
Homebuyer Assistance	48132 Estrella Pedro	Coachella	1	1	45
Homebuyer Assistance	48459 Camino Maya	Coachella	1	1	45
Homebuyer Assistance	85902 Avenida Raylynn	Coachella	1	1	45
Homebuyer Assistance	53234 Shady Lane	Coachella	1	1	45
Homebuyer Assistance	83455 Puerto Escondido	Coachella	1	1	45
Homebuyer Assistance	50455 Jalisco Drive	Coachella	1	1	45
Homebuyer Assistance	50488 Saltillo Circle	Coachella	1	1	45
Homebuyer Assistance	48544 Charlton Peak S	Coachella	1	1	45
Homebuyer Assistance	84470 Indigo Court	Coachella	1	1	45
Homebuyer Assistance	84126 Bella Roma Lane	Coachella	1	1	45
Tierra Bonita *	Avenue 53 & Calle Lea	Coachella	39	39	45
<b>Total</b>			<b>51</b>	<b>51</b>	

\* To be constructed

# Attachment H1

Number of units lost to the portfolio

**H1** HASA Units Lost

ATTACHMENT H1  
 Number of HASA Restricted Units Lost  
 From 7/1/2022 To 6/30/2023

Project Name	Project Name	Address	City	Total Units	Restricted Units	Reason
RHP	RHP-08-068	Thousand Palms	92270	1	1	Paid Off
RHP	RHP-08-058	Winchester	92591	1	1	Paid Off
HRP	H5.0090.10 / H	Menifee	92586	1	1	Paid Off
HRP	H5.0059.096	Cherry Valley	92223	1	1	Affordability satisfied
HRP	H3.0068.07	Temecula	92591	1	1	Affordability satisfied
RHP	H4.0088.01	Cathedral City	92234	1	1	Affordability satisfied
HRP	H1.0008.00	Perris	92570	1	1	Paid Off
HRP	H4.0039.07	Cathedral City	92234	1	1	Affordability satisfied
HRP	H5.0158.08	Beaumont	92223	1	1	Affordability satisfied
RHP	RHP-08-024	Winchester	92596	1	1	Affordability satisfied
RHP	RHP-08-022	Winchester	92596	1	1	Affordability satisfied
HRP	H5.0032.08 & H	Banning	92220	1	1	Affordability satisfied
RHP	RHP-08-045	Nuevo	92567	1	1	Affordability satisfied
		Total		13	9	

# Attachment H2

Number of units lost to the portfolio

**H2**    CSA Units Lost

**ATTACHMENT H2**  
**Number of CSA Restricted Units Lost from 7/1/2022 to 6/30/2023**

<b>Project Name</b>	<b>Total Units</b>	<b>Restricted Units</b>	<b>Site Address</b>	<b>Site City</b>	<b>Reason</b>
Former Coachella RDA	1	1	49560 Nieto	Coachella	Paid Off
Former Coachella RDA	1	1	84-573 Los Lunas Avenue	Coachella	Affordability Satisfied
Former Coachella RDA	1	1	50620 Calle Mendoza	Coachella	Affordability Satisfied
Former Coachella RDA	1	1	50445 Jalisco Avenue	Coachella	Paid Off
Former Coachella RDA	1	1	50075 Maztlan Dr.	Coachella	Paid Off
Former Coachella RDA	1	1	84626 Calle Bernardo	Coachella	
<b>Total</b>	<b>6</b>	<b>6</b>			

***HOUSING AUTHORITY OF THE  
COUNTY OF RIVERSIDE***

**Financial Statements and Independent Auditors' Reports**

**Year Ended June 30, 2023**



**smithmarion**  
connected . focused . understandable

# HOUSING AUTHORITY OF THE COUNTY OF RIVERSIDE

## Table of Contents

List of Principal Officials.....	1
Independent Auditors' Report.....	2
Management's Discussion and Analysis (Required Supplemental Information – Unaudited).....	5
Audited Financial Statements.....	10
Statement of Net Position .....	10
Statement of Revenues, Expenses, and Changes in Fund Net Position.....	12
Statement of Cash Flows .....	13
Notes to Financial Statements .....	14
Required Supplemental Information - Unaudited.....	34
Net Pension Liability (Asset) and Related Ratios .....	34
Schedule of Pension Plan's Contributions .....	34
Supplemental Information .....	36
Statement of Net Position – Riverside Community Housing Corp.....	36
Statement of Revenues, Expenses, and Changes in Fund Net Position – Riverside Community Housing Corp. ....	38
Schedule of Expenditures of Federal Awards .....	39
Compliance Information.....	41
Independent Auditors' Report on Internal Control Over Financial Reporting and on Compliance and Other Matters Based on an Audit of Financial Statements Performed in Accordance with <i>Government Auditing Standards</i> .....	41
Independent Auditors' Report on Compliance for Each Major Federal Program and Report on Internal Control Over Compliance in Accordance with the Uniform Guidance .....	43
Schedule of Findings and Questioned Costs .....	46
Status of Prior Audit Findings .....	47

**HOUSING AUTHORITY OF THE COUNTY OF RIVERSIDE**

List of Principal Officials

The Board of Supervisors for the County of Riverside, CA (County) is the governing body overseeing the Housing Authority of the County of Riverside, a component unit of the County. The following table lists the Supervisors as of June 30, 2023:

First District.....	Kevin Jeffries
Second District.....	Karen Spiegel
Third District.....	Chuck Washington
Fourth District.....	V. Manuel Perez
Fifth District.....	Yxstian Gutierrez

In addition to the above Supervisors, the Administrator of Housing Authority of the County of Riverside is Heidi Marshall, who serves as the Executive Director.



• t: (909) 307-2323  
• 1940 orange tree lane, suite 100  
• redlands, ca 92374



## INDEPENDENT AUDITORS' REPORT

To the Governing Body of  
Housing Authority of the County of Riverside

### REPORT ON THE AUDIT OF THE FINANCIAL STATEMENTS

#### OPINION

We have audited the financial statements of the business-type activities and aggregate discretely presented component units Housing Authority of the County of Riverside (Authority), a component unit of the County of Riverside, California, as of and for the year ended June 30, 2023, and the related notes to the financial statements, which collectively comprise the Authority's basic financial statements as listed in the table of contents.

In our opinion, based on our audit and the report of the other auditors, the accompanying financial statements present fairly, in all material respects, the respective financial position of the business-type activities and aggregate discretely presented component units of the Authority as of June 30, 2023, and the changes in its financial position and, where applicable, cash flows for the year then ended in accordance with accounting principles generally accepted in the United States of America.

We did not audit the financial statements of the following discretely presented component units:

- Perris Park Apartments LLC

Collectively, these entities represent 100 percent, 100 percent, and 100 percent, respectively, of the assets, net position, and revenues of the discretely presented component units. Those financial statements, which were prepared in accordance with *Accounting Standards Codification* as issued by the Financial Accounting Standards Board, were audited by other auditors whose report thereon has been furnished to us, and our opinion, insofar as it relates to the amounts included for discretely presented component units, is based solely on the report of the other auditors.

#### BASIS FOR OPINION

We conducted our audit in accordance with auditing standards generally accepted in the United States of America (GAAS) and the standards applicable to financial audits contained in *Government Auditing Standards*, issued by the Comptroller General of the United States. Our responsibilities under those standards are further described in the Auditor's Responsibilities for the Audit of the Financial Statements section of our report. We are required to be independent of the Authority and to meet our other ethical responsibilities, in accordance with the relevant ethical requirements relating to our audit. We believe that the audit evidence we have obtained is sufficient and appropriate to provide a basis for our audit opinion.

The financial statements of the discretely presented component units were not audited in accordance with Government Auditing Standards.



## **RESPONSIBILITIES OF MANAGEMENT FOR THE FINANCIAL STATEMENTS**

Management is responsible for the preparation and fair presentation of the financial statements in accordance with accounting principles generally accepted in the United States of America, and for the design, implementation, and maintenance of internal control relevant to the preparation and fair presentation of financial statements that are free from material misstatement, whether due to fraud or error.

In preparing the financial statements, management is required to evaluate whether there are conditions or events, considered in the aggregate, that raise substantial doubt about the Authority's ability to continue as a going concern for twelve months beyond the financial statement date, including any currently known information that may raise substantial doubt shortly thereafter.

## **AUDITOR'S RESPONSIBILITIES FOR THE AUDIT OF THE FINANCIAL STATEMENTS**

Our objectives are to obtain reasonable assurance about whether the financial statements as a whole are free from material misstatement, whether due to fraud or error, and to issue an auditor's report that includes our opinion. Reasonable assurance is a high level of assurance but is not absolute assurance and therefore is not a guarantee that an audit conducted in accordance with GAAS and *Government Auditing Standards* will always detect a material misstatement when it exists. The risk of not detecting a material misstatement resulting from fraud is higher than for one resulting from error, as fraud may involve collusion, forgery, intentional omissions, misrepresentations, or the override of internal control. Misstatements are considered material if there is a substantial likelihood that, individually or in the aggregate, they would influence the judgment made by a reasonable user based on the financial statements.

In performing an audit in accordance with GAAS and *Government Auditing Standards*, we:

(1) Exercise professional judgment and maintain professional skepticism throughout the audit; (2) Identify and assess the risks of material misstatement of the financial statements, whether due to fraud or error, and design and perform audit procedures responsive to those risks. Such procedures include examining, on a test basis, evidence regarding the amounts and disclosures in the financial statements; (3) Obtain an understanding of internal control relevant to the audit in order to design audit procedures that are appropriate in the circumstances, but not for the purpose of expressing an opinion on the effectiveness of the Authority's internal control. Accordingly, no such opinion is expressed; (4) Evaluate the appropriateness of accounting policies used and the reasonableness of significant accounting estimates made by management, as well as evaluate the overall presentation of the financial statements; (5) Conclude whether, in our judgment, there are conditions or events, considered in the aggregate, that raise substantial doubt about the Authority's ability to continue as a going concern for a reasonable period of time.

We are required to communicate with those charged with governance regarding, among other matters, the planned scope and timing of the audit, significant audit findings, and certain internal control-related matters that we identified during the audit.

## **REQUIRED SUPPLEMENTARY INFORMATION**

Accounting principles generally accepted in the United States of America require that the management's discussion and analysis and pension schedules, as listed in the table of contents, be presented to supplement the basic financial statements. Such information, although not a part of the basic financial statements, is required by the Governmental



Accounting Standards Board who considers it to be an essential part of financial reporting for placing the basic financial statements in an appropriate operational, economic, or historical context. We have applied certain limited procedures to the required supplementary information in accordance with auditing standards generally accepted in the United States of America, which consisted of inquiries of management about the methods of preparing the information and comparing the information for consistency with management's responses to our inquiries, the basic financial statements, and other knowledge we obtained during our audit of the basic financial statements. We do not express an opinion or provide any assurance on the information because the limited procedures do not provide us with sufficient evidence to express an opinion or provide any assurance.

#### **SUPPLEMENTARY INFORMATION**

Our audit was conducted for the purpose of forming opinions on the financial statements that collectively comprise the Authority's financial statements.

The schedule of expenditures of federal awards, required by Title 2 U.S. Code of Federal Regulations (CFR) Part 200, *Uniform Administrative Requirements, Costs Principles, and Audit Requirements for Federal Awards*, is presented for purposes of additional analysis and is not a required part of the financial statements.

In addition, the accompanying supplemental information for Riverside Community Housing Corp, which includes the statement of net position and statement of revenues, expenses, and changes in net position are presented for the purpose of additional analysis and are not a required part of the basic financial statements.

That information is the responsibility of management and was derived from and relate directly to the underlying accounting and other records used to prepare the financial statements. That information has been subjected to the auditing procedures applied in the audit of the financial statements and certain other procedures, including comparing and reconciling such information directly to the underlying accounting and other records used to prepare the financial statements or to the financial statements themselves, and other additional procedures in accordance with auditing standards generally accepted in the United States of America. In our opinion, that information is fairly stated in all material respects in relation to the financial statements as a whole.

#### **OTHER REPORTING REQUIRED BY GOVERNMENT AUDITING STANDARDS**

In accordance with *Government Auditing Standards*, we have also issued our report dated October 31, 2023, on our consideration of the Authority's internal control over financial reporting and our tests of its compliance with certain provisions of laws, regulations, contracts, and grant agreements and other matters. The purpose of that report is solely to describe the scope of our testing of internal control over financial reporting and compliance and the results of that testing, and not to provide an opinion on the effectiveness of the Authority's internal control over financial reporting or on compliance. That report is an integral part of an audit performed in accordance with *Government Auditing Standards* in considering the Authority's internal control over financial reporting and compliance.

October 31, 2023  
Redlands, CA

## **HOUSING AUTHORITY OF THE COUNTY OF RIVERSIDE**

### **Management's Discussion and Analysis (Required Supplemental Information – Unaudited)**

The Housing Authority of the County of Riverside's (Authority, we, us, our) Management's Discussion and Analysis is designed to (a) assist the reader in focusing on significant financial issues, (b) provide an overview of our financial activity, (c) identify changes in our financial position and its resulting ability to address the next and subsequent year challenges, and (d) identify individual fund issues or concerns.

Since the Management's Discussion and Analysis (MD&A) is designed to focus on the current year's activities, resulting changes and currently known facts, please read it in conjunction with our financial statements.

### **FINANCIAL HIGHLIGHTS**

The Housing Authority ended the fiscal year of operations with assets of \$183.0 million; deferred outflows of resources of \$1.7 million; liabilities of \$31.0 million; deferred inflows of resources of \$4.5 million; and net position of \$149.1 million, which consisted of \$4.5 million invested in land, buildings, and equipment; \$5.2 million in restricted assets; and \$149.1 million in unrestricted assets.

The ending net position of \$143.7 million represents an increase in assets of \$5.5 million from the prior fiscal year, which resulted from operating revenues of \$108.0 million, non-routine revenues of \$1.1 million, and operating expenses of \$103.6 million.

These financial highlights are detailed further in the Presentation of Condensed Financial Information with Analysis of Overall Financial Position, as shown on page 6.

### **OVERVIEW OF THE FINANCIAL STATEMENTS**

The annual financial report consists of two parts: management's discussion and analysis and the basic financial statements. The Authority follows enterprise fund reporting; accordingly, the financial statements are presented using the economic resources measurement focus and the accrual basis of accounting. Enterprise fund statements offer short-term and long-term financial information about the activities and operations of the Authority. While detailed sub-fund information is not presented, separate accounts are maintained for each program of the Authority.

The financial statements include a statement of net position, statement of revenues, expenses and changes in net position, statement of cash flows and notes to the financial statements. The statement of net position provides a record or snapshot of the assets and liabilities at the close of the fiscal year. It presents the financial position of the Authority on a full accrual historical cost basis. The statement of revenues, expenses and changes in net position presents the results of the business activities over the course of the fiscal year. The statement of cash flows is related to the other financial statements by the way it links changes in assets and liabilities to the effects on cash and cash equivalents over the course of the fiscal year. The notes to the financial statements provide useful information regarding the Authority's significant accounting policies, significant account balances and activities, certain material risks, obligations, commitments, contingencies, and subsequent events.

**HOUSING AUTHORITY OF THE COUNTY OF RIVERSIDE**  
 Management's Discussion and Analysis (Required Supplemental Information – Unaudited)

**FINANCIAL ANALYSIS OF THE AUTHORITY**

Net Position

The following table reflects the condensed Statement of Net Position compared to prior year.

	2023	2022	Change	
			Dollar	Percentage
Cash and equivalents	\$ 21,129,612	\$ 21,610,256	\$ (480,644)	(2.2%)
Other current assets	4,051,028	(3,713,895)	7,764,923	(>100%)
Total current assets	25,180,640	17,896,361	7,284,279	40.7%
Net capital assets	21,260,678	22,779,093	(1,518,415)	(6.7%)
Other non-current assets	136,510,858	136,336,021	174,837	0.1%
Total non-current assets	157,771,536	159,115,114	(1,343,578)	(0.8%)
Total assets	182,952,176	177,011,475	5,940,701	3.4%
Deferred outflows of resources	4,640,813	1,683,756	2,957,057	>100%
<b>Total</b>	<b>\$ 187,592,989</b>	<b>\$ 178,695,231</b>	<b>\$ 8,897,758</b>	<b>5.0%</b>
Current liabilities	\$ 5,400,929	\$ (3,057,445)	\$ 8,458,374	(>100%)
Non-current liabilities	32,846,898	28,092,563	4,754,335	16.9%
Total liabilities	38,247,827	25,035,118	13,212,709	52.8%
Deferred inflows of resources	621,723	4,515,284	(3,893,561)	(86.2%)
Net investment in capital assets	2,984,383	4,502,798	(1,518,415)	(33.7%)
Restricted net position	584,366	5,229,303	(4,644,937)	(88.8%)
Unrestricted net position	145,154,690	139,412,728	5,741,962	4.1%
Total net position	148,723,439	149,144,829	(421,390)	(0.3%)
<b>Total</b>	<b>\$ 187,592,989</b>	<b>\$ 178,695,231</b>	<b>\$ 8,897,758</b>	<b>5.0%</b>

As previously illustrated by the Statement of Net Position, the Housing Authority ended the fiscal year of operations with assets of \$183.0 million; deferred outflows of resources of \$1.7 million; liabilities of \$31.0 million; and deferred inflows of resources of \$4.5 million resulting in a net position of \$149.1 million. This net position consists of \$4.5 million (3.0%) net investment in capital assets such as land, buildings and equipment, net of related debt; \$5.2 million (3.5%) in restricted assets; and \$139.4 million (93.5%) in unrestricted assets.

The ending net position of \$149.1 million represents an increase in net position of \$5.5 million from the prior fiscal year's ending net position of \$143.6 million.

Total net investment in capital assets (\$4.5 million) is reported as net of related debt as per GASB requirements, but the capital assets themselves are not the source to pay for any related debt liabilities; instead, the resources to repay such debt come from operating revenues.

The restricted net position (\$5.2 million) is reported separately to show legal constraints from debt covenants and program restrictions that limit the Housing Authority's ability to use this for day-to-day operations.

## **HOUSING AUTHORITY OF THE COUNTY OF RIVERSIDE**

Management's Discussion and Analysis (Required Supplemental Information – Unaudited)

The unrestricted net position (\$139.4 million) while designated as not having legal or program restrictions include:

\$22.8 million in capital assets that would either be sold or developed to meet the Housing Authority's mission to increase affordable housing projects within Riverside County, \$21.7 million in cash and cash equivalents, and \$1.3 million in receivables (net of allowance). Therefore, \$92.8 million (67%) of unrestricted net position is available as working capital for day-to-day operations.

### Revenues, Expenses, and Changes in Net Position

The following schedule compares the revenues and expenses for the current and previous fiscal year:

	<u>2023</u>	<u>2022</u>	Change	
			<u>Dollar</u>	<u>Percentage</u>
Net rental revenue	\$ 3,658,887	\$ 3,330,116	\$ 328,771	9.9%
Operating grants and subsidies	119,882,090	103,116,906	16,765,184	16.3%
Other operating revenues	1,252,174	1,524,739	(272,565)	(17.9%)
<b>Total operating revenues</b>	<b>124,793,151</b>	<b>107,971,761</b>	<b>16,821,390</b>	<b>15.6%</b>
Depreciation expense	(1,832,597)	(1,123,533)	(709,064)	63.1%
Housing assistance payments	(102,943,240)	(83,743,268)	(19,199,972)	22.9%
Other operating expenses	(21,597,421)	(18,718,107)	(2,879,314)	15.4%
<b>Total operating expenses</b>	<b>(126,373,258)</b>	<b>(103,584,908)</b>	<b>(22,788,350)</b>	<b>22.0%</b>
<b>Operating income (loss)</b>	<b>(1,580,107)</b>	<b>4,386,853</b>	<b>(5,966,960)</b>	<b>&gt;100%</b>
Investment income	1,167,053	980,647	186,406	19.0%
Interest expense	-	-	-	0.0%
Other non-operating items	(205)	160,724	(160,929)	(>100%)
<b>Income (loss) before contributions and other items</b>	<b>(413,259)</b>	<b>5,528,224</b>	<b>(5,941,483)</b>	<b>&gt;100%</b>
Special items	-	-	-	0.0%
Net operating transfers	-	-	-	0.0%
Capital contributions	-	-	-	0.0%
<b>Change in net position</b>	<b>\$ (413,259)</b>	<b>\$ 5,528,224</b>	<b>\$ (5,941,483)</b>	<b>&gt;100%</b>

As shown by the Statement of Revenues, Expenses and Changes in Fund Net Position, the Housing Authority's net position decreased by \$5.8 million from the prior fiscal year, which was attributed to the following:

- The decrease of Operating Revenues by (6.2)% was primarily due to supplemental housing and administrative assistance provided by the U.S. Housing and Urban Development through the CARES Act. The CARES Act provided funding for the prevention, preparation, and response to COVID-19, to assist Public Housing Authorities maintain standard operations required by the Housing Choice Voucher and Mainstream Programs.
- The increase of Operating Revenues was also accredited to the additional subsidies for housing assistance payments from pass-through federal grants to local governments, particularly for the Continuum of Care

## **HOUSING AUTHORITY OF THE COUNTY OF RIVERSIDE**

Management's Discussion and Analysis (Required Supplemental Information – Unaudited)

program and related housing assistance programs.

- Dwelling rental income also increased with the transfer of property management to a non-profit developer that focused on increasing lease-ups, shorter vacancy periods, more efficient rent collection, and lower repair, maintenance, and administrative costs.
- The decrease in Other Operating Expenses was the result of deferring capital expenses to the next fiscal year due to budget constraints and procurement processes; and staffing vacancies that were budgeted but not filled and paid during the fiscal year.

**HOUSING AUTHORITY OF THE COUNTY OF RIVERSIDE**  
 Management's Discussion and Analysis (Required Supplemental Information – Unaudited)

**CAPITAL ASSETS**

As of year-end, we had \$433,520 invested in a variety of capital assets as reflected in the following schedule, which represents a net decrease (additions, deductions and depreciation) of \$1.5 thousand from the end of last year or 7 percent.

	<u>2023</u>	<u>2022</u>	Change	
			<u>Dollar</u>	<u>Percentage</u>
Land	\$ 3,631,037	\$ 3,631,037	\$ -	0%
Construction in progress	-	7,084,661	(7,084,661)	(100%)
Buildings and improvements	60,220,501	52,838,088	7,382,413	14%
Equipment and furnishings	1,972,728	1,956,298	16,430	1%
Accumulated depreciation	<u>(44,563,588)</u>	<u>(42,730,991)</u>	<u>(1,832,597)</u>	<u>4%</u>
<b>Net capital assets</b>	<b><u>\$ 21,260,678</u></b>	<b><u>\$ 22,779,093</u></b>	<b><u>\$ (1,518,415)</u></b>	<b><u>(7%)</u></b>

The change in Capital Assets is presented in detail in the Notes to Financial Statements.

**DEBT ADMINISTRATION**

The Authority had the following amounts of debt outstanding:

	<u>2023</u>	<u>2022</u>	Change	
			<u>Dollar</u>	<u>Percentage</u>
Total Debt	\$ 18,276,295	\$ 18,276,295	\$ -	0%

**ECONOMIC FACTORS**

Significant economic factors affecting us are as follows:

- Federal funding by the Department of Housing and Urban Development.
- Local labor supply and demand, which can affect salary and wage rates.
- Local inflation, recession, and employment trends, which can affect resident incomes and therefore the amount of rental income.

**FINANCIAL CONTACT**

Questions concerning any of the information provided in this report or requests for additional information should be addressed to the Fiscal Manager at the Housing Authority of the County of Riverside, 5555 Arlington Avenue, Riverside, CA 92504.



# HOUSING AUTHORITY OF THE COUNTY OF RIVERSIDE

Statement of Net Position  
June 30, 2023

Assets and deferred outflows of resources	<b>BUSINESS ACTIVITIES</b>	<b>DISCRETE COMPONENTS</b>
Operating cash	\$ 19,240,362	\$ 2,063,875
Restricted cash	<u>1,889,250</u>	<u>46,053</u>
Total cash and equivalents	21,129,612	2,109,928
Accounts receivable	4,023,343	53,363
Accrued interest receivable	2,214	-
Prepaid expenses and other current assets	<u>25,471</u>	<u>41,476</u>
Total current assets	<u>25,180,640</u>	<u>2,204,767</u>
Capital assets, at cost		
Land	3,631,037	220,778
Buildings and improvements	60,220,501	1,649,595
Equipment and furnishings	<u>1,972,728</u>	<u>-</u>
Total acquisition costs	65,824,266	1,870,373
Less: Accumulated depreciation	<u>(44,563,588)</u>	<u>(125,838)</u>
Net capital assets	21,260,678	1,744,535
Notes receivable	101,113,024	-
Assets held for sale	33,852,699	-
Other long-term assets	<u>1,545,135</u>	<u>-</u>
Total non-current assets	<u>157,771,536</u>	<u>1,744,535</u>
Total assets	<u>182,952,176</u>	<u>3,949,302</u>
Deferred outflows related to pension	<u>4,640,813</u>	<u>-</u>
Total deferred outflows of resources	<u>4,640,813</u>	<u>-</u>
<b>Total assets and deferred outflows of resources</b>	<b><u>\$187,592,989</u></b>	<b><u>\$ 3,949,302</u></b>

See accompanying notes.

# HOUSING AUTHORITY OF THE COUNTY OF RIVERSIDE

Statement of Net Position

June 30, 2023

<b>Liabilities, deferred inflows of resources, and net position</b>	<b>BUSINESS ACTIVITIES</b>	<b>DISCRETE COMPONENTS</b>
Accounts payable	\$ 752,292	\$ 37,000
Unearned revenues	334,197	42,843
Deposits held in trust, contra	452,741	46,053
Other current liabilities	1,794,205	23,743
Accrued wages payable	427,487	3,282
Accrued vacations payable, current portion	112,822	-
Debt, current portion	1,527,185	-
Total current liabilities	<u>5,400,929</u>	<u>152,921</u>
Accrued vacations payable, net of current	1,015,399	-
Net pension liability	14,489,477	-
Debt, net of current	16,749,110	3,435,033
Other long-term liabilities	592,912	-
Total non-current liabilities	<u>32,846,898</u>	<u>3,435,033</u>
Total liabilities	<u>38,247,827</u>	<u>3,587,954</u>
Deferred inflows related to pension	621,723	-
Total deferred inflows of resources	<u>621,723</u>	<u>-</u>
Net investment in capital assets	2,984,383	(1,690,498)
Restricted net position	584,366	-
Unrestricted net position	145,154,690	2,051,846
Total net position	<u>148,723,439</u>	<u>361,348</u>
<b>Total liabilities, deferred inflows of resources, and net position</b>	<b><u>\$187,592,989</u></b>	<b><u>\$ 3,949,302</u></b>

See accompanying notes.

## HOUSING AUTHORITY OF THE COUNTY OF RIVERSIDE

Statement of Revenues, Expenses, and Changes in Fund Net Position  
Year Ended June 30, 2023

	BUSINESS ACTIVITIES	DISCRETE COMPONENTS
Tenant rental revenue, net of collection losses	\$ 3,658,887	\$ 972,549
Operating grants and subsidies	119,882,090	-
Other revenue	<u>1,252,174</u>	<u>4,812</u>
Total operating revenues	<u>124,793,151</u>	<u>977,361</u>
Administrative	13,795,603	138,023
Tenant services	2,099,556	-
Utilities	850,833	125,742
Ordinary maintenance and operations	3,165,730	285,266
Protective services	42,000	9,816
Insurance premiums	1,173,893	34,002
Other general expenses	469,806	90,232
Housing assistance payments	102,943,240	-
Depreciation	<u>1,832,597</u>	<u>38,845</u>
Total operating expenses	<u>126,373,258</u>	<u>721,926</u>
Operating income (loss)	(1,580,107)	255,435
Investment income	1,167,053	236
Gains (losses) on disposition of assets	(205)	-
Interest expense	<u>-</u>	<u>(143,699)</u>
Total non-operating revenues (expenses)	<u>1,166,848</u>	<u>(143,463)</u>
<b>Change in net position</b>	<b><u>\$ (413,259)</u></b>	<b><u>\$ 111,972</u></b>
Net position, beginning of year	\$ 149,136,698	\$ 249,376
Change in net position	<u>(413,259)</u>	<u>111,972</u>
<b>Net position, end of year</b>	<b><u>\$ 148,723,439</u></b>	<b><u>\$ 361,348</u></b>

See accompanying notes.

# HOUSING AUTHORITY OF THE COUNTY OF RIVERSIDE

Statement of Cash Flows  
Year Ended June 30, 2023

	<b>BUSINESS ACTIVITIES</b>
Cash receipts from tenants	\$ 3,282,254
Cash receipts from grants	117,846,379
Cash payments for Housing Assistance payments	(102,943,240)
Cash payments to suppliers for goods and services	(9,472,418)
Cash payments for wages and benefits	(11,136,460)
Other cash payments and receipts	1,806,194
Net cash from operating activities	<u>(617,291)</u>
Acquisition and construction of capital assets	<u>(314,387)</u>
Net cash from capital and related financing activities	<u>(314,387)</u>
Receipts of interest on cash deposits	205,606
Receipts of interest on notes receivable	245,428
Net cash from investing activities	<u>451,034</u>
Net change in cash and equivalents	(480,644)
Cash at beginning of period	21,610,256
<b>Cash at end of period</b>	<b><u>\$ 21,129,612</u></b>
 <i>Reconciliation of cash to the statement of net position:</i>	
Cash and equivalents - operating	\$ 19,240,362
Restricted cash and equivalents	1,889,250
<b>Total cash and equivalents</b>	<b><u>\$ 21,129,612</u></b>

See accompanying notes.

# **HOUSING AUTHORITY OF THE COUNTY OF RIVERSIDE**

Notes to Financial Statements

## **NOTE 01 - NATURE OF BUSINESS AND ORGANIZATION**

The Housing Authority of the County of Riverside (Authority, we, us, our) was incorporated in 1942, under the California State Health and Safety Code, Section 34200. The Authority was established to provide clean, decent, safe, sanitary, and affordable housing to low-income families. The area of jurisdiction of the Authority is the entire County of Riverside. Permanent operational offices are maintained in the cities of Riverside and Indio to facilitate the provision of services.

The governing body of the Authority is the Board of Supervisors (Board) of the County of Riverside who are elected officials. The Board consists of five supervisors.

Under the United States Housing Act of 1937, as amended, the U.S. Department of Housing and Urban Development (HUD) has direct responsibility for administering low-income housing programs in the United States. Accordingly, HUD has contracted with us to administer certain HUD funds.

Our primary operations are comprised of the Housing Choice Voucher Program. This program is designed to aid very low-income families in obtaining decent, safe, and sanitary rental housing. We administer contracts with independent landlords that own property and rent that property to families that have applied for housing assistance. We subsidize the family's rent through a Housing Assistance Payment made to the landlord. The program is administered under an Annual Contributions Contract (ACC) with HUD. HUD provides Annual Contributions Funding to enable us to structure a lease that sets the participants' rent at 30% of household income.

In addition, the Authority operates other non-federal housing programs. Riverside Community Housing Corp. was formed in 2015 by the Authority for the purpose of owning and operating several Rental Assistance Demonstration (RAD) properties that underwent RAD conversion from the Public Housing program. These RAD properties are funded primarily by Project Based Voucher assistance contracts with HUD, as well as rental income from tenants.

### Reporting Entity

As described in GASB Statement No. 34, paragraph 134, the Authority is considered a primary government and meets the definition of a special purpose government ("SPG"). The Authority is a legally separate entity that is engaged in only business-type activities. Business-type activities are defined as activities that are financed in whole or in part by fees charged to external parties for goods or services. SPGs engaged only in business-type activities are required to present only the financial statements required for proprietary funds, which includes Management's Discussion and Analysis ("MD&A"), basic financial statements, and Required Supplemental Information ("RSI"). All inter-program activities have been eliminated in these financial statements.

We are a component unit of the County of Riverside (County). Although the Authority is a legally separate SPG, it does not have a separately elected governing body from that of the County and is not fiscally independent of other state and local governments. Fiscally independent means that the Authority may, without the approval or consent of another governmental entity, determine or modify its own budget, control collection and disbursements of funds, maintain responsibility for funding deficits and operating deficiencies, and issue bonded debt.

# HOUSING AUTHORITY OF THE COUNTY OF RIVERSIDE

## Notes to Financial Statements

Management applied the criteria of GASB Statement No. 14, *The Financial Reporting Entity*, Statement No. 39, *Determining Whether Certain Organizations are Component Units – an Amendment of GASB Statement No. 14*, Statement No. 61, *The Financial Reporting Entity: Omnibus – an Amendment of GASB Statements No. 14 and No. 34*, and GASB Statement No. 80, *Blending Requirements for Certain Component Units – an Amendment of GASB Statement No. 14* to determine whether the component units should be reported as blended or discretely presented component units. The criteria included whether the Authority appoints the voting majority of the governing board, there is a financial benefit/burden relationship, the Authority is able to impose its will, the component unit is fiscally dependent on the Authority, the component unit's governing body is substantially the same as the Authority, and management of the Authority have operational responsibility for the activities of the component unit. These criteria were used to determine the following:

### Blended Component Units:

*Riverside Community Housing Corp. (Corporation)* - This is a legally separate entity formed in 2015 as a 501 (c) (3) not-for-profit corporation. The board of this entity is identical to the board of the Authority. The purpose of this entity is to assist low- and moderate-income families with housing needs. This assistance may include but not be limited to development housing for rental or home ownership, aiding with homeownership through down payment assistance grants and owner-occupied housing rehabilitation grants or loans. The Corporation shares the June 30th year-end with the Authority. There are no separately issued audited financial statements for this entity.

### Discrete Component Units:

*Perris Park Apartments LLC* - This is a legally separate entity formed June 21, 2019, as a California limited company whose sole member is Riverside Community Housing Corp. The purpose is to own and operate an 88-unit residential apartment project located in Riverside, CA for the benefit of low-income persons who need affordable, decent, safe, and sanitary housing and related services. This entity reports on a December 31<sup>st</sup> yearend.

The report for discrete component unit is issued under separate cover. It may be obtained at the Housing Authority of the County of Riverside, 5555 Arlington Ave. , Riverside, CA 92504-2506.

## NOTE 02 - SUMMARY OF SIGNIFICANT ACCOUNTING POLICIES

### Accrual Basis of Accounting

The financial statements are presented using the accrual basis of accounting with an economic resources measurement focus. Under this method, revenues are recorded when earned and expenses are recorded at the time liabilities are incurred. As permitted by accounting principles generally accepted in the United States of America (GAAP), the Authority has elected to apply all relevant Government Accounting Standards Board (GASB) pronouncements.

The Authority distinguishes operating revenues and expenses from nonoperating items. Operating revenues and expenses generally result from grant agreements, providing services, and producing and delivering goods in connection with the ongoing principal operations. The principal operating revenues of the Authority include program specific grants, rental income from tenants of the various housing projects. Operating expenses include the cost of services, administrative expenses, and depreciation on capital assets. Revenues and expenses not meeting this definition are reported as non-operating revenues and expenses.

# HOUSING AUTHORITY OF THE COUNTY OF RIVERSIDE

Notes to Financial Statements

## Estimates

The preparation of financial statements in conformity with generally accepted accounting principles as applied to governmental units require management to make estimates and assumptions that affect certain reported amounts and disclosures. Accordingly, actual results could differ from those estimates.

## Cash and Equivalents

For the purpose of the statement of cash flows, cash and cash equivalents consist of cash on hand, demand deposits at financial institutions, investments in Money Market funds, and Certificates of Deposit.

## Restricted Cash

Restricted cash consists of cash and investments that are held in trust, reserves and escrows, as well as other cash and investments that are restricted for specific purposes.

## Accounts Receivable from Tenants

Accounts receivable consists of all amounts earned at year end and not yet received. Allowances for uncollectible accounts are based upon historical trends and periodic aging of accounts receivable.

In accordance with Governmental Accounting Standards Board Statement No. 34, revenues in proprietary funds should be reported as net of all related allowances, which include amounts pertaining to uncollectible accounts. Therefore, the increase and decrease in the estimate of uncollectible accounts should be reported net of revenue instead of bad debt expense. The Authority's bad debt expense charged against revenue was \$66,893 for the year ended June 30, 2023.

## Accounts Receivable from HUD and Other Governments

The amounts reported as accounts receivable from HUD or due from other governments represent reimbursable costs or grant subsidies earned that have not been received as of year-end; these amounts are considered fully collectible.

## Capital Assets

Capital assets purchased or acquired with an original cost of \$5,000 or more are reported at historical cost or estimated historical cost. Contributed assets are reported at fair market value as of the date received. Additions, improvements, and other capital outlays that significantly extend the useful life of an asset are capitalized. Other costs incurred for repairs and maintenance are expensed as incurred.

Depreciation of exhaustible capital assets is charged as an expense against operations utilizing the straight-line method. Accumulated depreciation is reported on the Statement of Net Position. The estimated useful lives for major classes of depreciable capital assets are as follows:

Buildings, structures, and site improvements .....	15-40 Years
Furniture and equipment .....	7 Years

# **HOUSING AUTHORITY OF THE COUNTY OF RIVERSIDE**

## Notes to Financial Statements

### Impairment of Capital Assets

The Authority reviews its capital assets for impairment whenever events or changes in circumstances indicate that there has been a decline in service utility that is large in magnitude and outside of the normal life cycle of the capital asset being evaluated. As of June 30, 2023, there has been no impairment of the capital assets.

### Provision for Uncollectible Notes

A note receivable is considered impaired when, based on current information, it is probable that all amounts of principal and interest due will not be collected according to the terms of the note agreement. Uncollectible notes are charged to the allowance account in the period such determination is made. Currently, management has deemed all notes receivable fully collectible and thus has not recorded any provision for uncollectible notes.

### Tenant Security Deposits

Security deposits consist of amounts held in trust with the Authority for tenants to secure apartment leases.

### Compensated Absences

Compensated absences are absences for which employees will be paid, e.g., sick leave, vacation, and other approved leave. In accordance with GASB Statement No.16, *Accounting for Compensated Absences*, we accrue the liability for those absences for which the employee has earned the rights to the benefits. Accrued amounts are based on the current salary rates. Permanent Authority employees earn from 10 to 20 vacation days a year, depending upon their length of employment, and 13 sick days a year. Employees can carry forward up to the equivalent number of vacation days earned in the immediately preceding thirty-six-month period and an unlimited number of unused sick leave days.

Upon termination or retirement, permanent employees are entitled to receive compensation at their current base salary for all unused vacation leave. If an employee retires, the employee is entitled to a portion of accumulated sick leave hours. In no event, however, shall the total payment exceed a sum equal to 960 hours. It is the policy of the Authority to reflect the employee vacation leave benefits liability in the financial statements, and an estimated portion of the sick leave liability.

### Unearned Revenue

Unearned revenues consist of rental payments made by tenants in advance of their due date, and/or grants received in advance of the period earned.

### Deferred Outflows of Resources

Deferred outflows of resources represent a consumption of net position that applies to a future period(s) and thus, will not be recognized as an outflow of resources (expense/expenditure) until then.

The deferred outflows of resources related to the net pension liability resulted from Authority contributions to the employee pension plan subsequent to the measurement date of the actuarial valuation for the pension plan, the difference between actual and expected, the effect of changes in actuarial assumptions, and the effect of the Authority's change in proportion. The deferred outflows related to the net pension liability will be deferred and amortized as detailed in Note 09 to the financial statements.



# **HOUSING AUTHORITY OF THE COUNTY OF RIVERSIDE**

Notes to Financial Statements

## Deferred Inflows of Resources

Deferred inflows of resources represent an acquisition of net position that applies to a future period(s) and thus, will not be recognized as an inflow of resources (revenue) until then.

The deferred inflow of resources related to the net pension liability results from and the difference between actual and expected experience and difference between projected and actual earnings on pension plan investments, the effect of changes in actuarial assumptions, the change in the Authority's proportionate share of pension contributions and the effect of the change in the Authority's proportion. These amounts are deferred and amortized as detailed in Note 09 to the financial statements.

## Leasing Activities

We are the lessor of dwelling units to eligible residents. The rents under the leases are determined generally by the residents' income as adjusted for eligible deductions regulated by HUD, although the residents may opt for a flat rent. Leases may be cancelled at any time or renewed annually. We may cancel the leases only for a cause. Revenues associated with these leases are reported in the accompanying financial statements and related schedules within dwelling rent revenue.

## Pension Plan

For purposes of measuring the net pension liability and deferred outflows/inflows of resources related to pensions, and pension expense, information about the fiduciary net position of the Authority's California Public Employees' Retirement System ("CalPERS") plan (the "Plan") and additions to/deductions from the Plan's fiduciary net position have been determined on the same basis as they are reported by CalPERS. For this purpose, benefit payments (including refunds of employee contributions) are recognized when due and payable in accordance with the benefit terms. Pension plan investments are reported at fair value.

## Other Post-Employment Benefits (OPEB)

For purposes of measuring the net other post-employment benefits (OPEB) liability, deferred outflows of resources and deferred inflows of resources related to OPEB, and OPEB expense, information about the fiduciary net position of our plan (OPEB Plan) and additions to/deductions from the OPEB Plan's fiduciary net position have been determined on the same basis. Management has determined the amount of the OPEB liability and related deferred outflows/inflows to be trivial to the financial statements and therefore have elected to omit this liability as well as the associated note disclosures from the accompanying financial statements.

## Family Self Sufficiency Escrow Deposits

The Authority under the Section 8 Housing Choice Voucher and Public and Indian Housing programs is administering a Family Self-Sufficiency (FSS) program. An interest-bearing FSS escrow account is established by the Authority for each participating family. An escrow credit, based on increases in earned income of the family, is credited to this account by the Authority during the term of the FSS contract. The Authority may make a portion of this escrow account available to the family during the term of the contract to enable the family to complete an interim goal such as education.

## **HOUSING AUTHORITY OF THE COUNTY OF RIVERSIDE**

Notes to Financial Statements

### **Net Position**

In the statement of net position, equity is classified as net position and displayed in three components: (1) Net investment in capital assets consists of capital assets, net of accumulated depreciation and reduced by the outstanding balance of any notes or other borrowings attributable to those capital assets. (2) Restricted net position consists of assets with constraints placed on the use either by external groups, such as grantors or laws and regulations of other governments, or law through constitutional provisions or enabling legislation. (3) Unrestricted net position – All other assets that do not meet the definition of “restricted” or “net investment in capital assets”.

When both restricted and unrestricted net positions are available for use, generally it is our policy to use restricted resources first.

### **Investment Policy**

Our investment policy, HUD and the California Government Code do not address legal or policy requirements that would limit the exposure to custodial credit risk for deposits or investments, other than the following provision for deposits: The California Government Code requires that a financial institution secure deposits made by state or local government units by pledging securities in an undivided collateral pool held by a depository regulated under state law. The market value of the pledged securities in the collateral pool must equal at least 110% of the total amount deposited by the public agencies. California law also allows financial institutions to secure such deposits by pledging first trust deed mortgage notes having a value of 150% of the secured public deposits.

### **Fair Value Measurements**

Generally accepted accounting principles establishes a fair value hierarchy that prioritizes the inputs to valuation techniques used to measure fair value. This hierarchy consists of three broad levels: Level 1 inputs consist of quoted prices (unadjusted) for identical assets and liabilities in active markets that a government can access at the measurement date, Level 2 inputs consist of inputs other than quoted prices that are observable for an asset or liability, either directly or indirectly, and Level 3 inputs that have the lowest priority and consist of unobservable inputs for an asset or liability. The Authority has no assets or liabilities measured at fair value.

### **Authorized Investments**

Investments of the Authority are limited to investment types prescribed by HUD in PIH Notice 1996-33 or as amended by future HUD notices.

Additionally, the Authority limits investment types to those that are authorized in accordance with Section 53601 of the California Government Code.

### **Investment in State Investment Pool**

We are a voluntary participant in the Local Agency Investment Fund (LAIF), which is part of the Pooled Money Investment Account that is regulated by the California Government Code under the oversight of the State Treasurer, Director of Finance, and State Controller. We may invest up to \$65 million in the LAIF fund. Investments in LAIF are highly liquid, as deposits can be converted to cash within 24 hours without loss of interest. The balance available for withdrawal is based on the accounting records maintained by LAIF, which are recorded on an amortized cost basis.

All investments with LAIF are secured by the full faith and credit of the State of California. The State Treasurer's Office audits the fund annually. The fair value of the position in the investment pool is the same as the value of the pool shares. Separate LAIF financial statements are available from the California State Treasurer's Office on the Internet at [www.treasurer.ca.gov](http://www.treasurer.ca.gov).

## **HOUSING AUTHORITY OF THE COUNTY OF RIVERSIDE**

### Notes to Financial Statements

Our investment in this pool is reported in the accompanying financial statements at cost which approximates fair value at amounts based upon the Authority's pro-rata share of the fair value provided by LAIF for the entire LAIF portfolio (in relation to the amortized cost of that portfolio). Included in LAIF's investment portfolio are certain derivative securities or similar products in the form of structured notes and asset-backed securities. LAIF's exposure to risk (credit, market or legal) is not currently available.

#### Internal Activity and Balances

All transfers, intercompany charges and other interfund activity balances have been eliminated from the basic financial statements in accordance with GASB pronouncements.

#### Income Taxes

We are not subject to federal or state income taxes.

#### Subsequent Events

We have evaluated subsequent events through October 31, 2023, the date the consolidated financial statements were available to be issued.

Management wants to bring attention to the financial statement users regarding the status of the related-party loan payable to the County of Riverside in the amount of \$1,527,185, which subsequent to yearend has been repaid in its entirety on July 28, 2023.

# HOUSING AUTHORITY OF THE COUNTY OF RIVERSIDE

Notes to Financial Statements

## NOTE 03 - RESTRICTED CASH

The following schedule presents the breakdown of restricted cash as of yearend:

Emergency Housing Voucher advance funding	\$ 259,231
Cash in the Family Self Sufficiency (FSS) escrow account	592,912
Tenant security deposits	<u>452,741</u>
Restricted cash with offsetting liabilities	<u><b>1,304,884</b></u>
Cash in the forfeited Family Self Sufficiency (FSS) escrow account	132,398
Cash balances associated with the HCV HAP equity	116,394
Cash balances associated with the EHV HAP equity	44,488
Cash balances associated with the MSV HAP equity	196,842
Other required reserves	<u>94,244</u>
Restricted cash reflected in restricted net position	<u><b>584,366</b></u>
<b>Total restricted cash and equivalents</b>	<b><u>\$ 1,889,250</u></b>

## NOTE 04 - ACCOUNTS RECEIVABLE

Accounts receivable as of yearend were comprised of the following:

Receivables from other Housing Authorities	\$ 174,840
Receivables from other governments	2,943,182
Tenant receivables	923,758
Allowance for doubtful accounts - tenants	<u>(165,883)</u>
Net tenant receivables	<u><b>757,875</b></u>
Other receivables	<u>147,446</u>
<b>Total</b>	<b><u>\$ 4,023,343</u></b>

## HOUSING AUTHORITY OF THE COUNTY OF RIVERSIDE

Notes to Financial Statements

### NOTE 05 - CAPITAL ASSETS

A summary of the land, structures and equipment for the year is as follows:

	6/30/22	Additions	Deletions	6/30/23
<b>Non-Depreciable</b>				
Land	\$ 3,631,037	\$ -	\$ -	\$ 3,631,037
Construction in process	<u>7,084,661</u>	<u>-</u>	<u>(7,084,661)</u>	<u>-</u>
	<u>10,715,698</u>	<u>-</u>	<u>(7,084,661)</u>	<u>3,631,037</u>
<b>Depreciable</b>				
Buildings and improvements	52,838,088	7,382,413	-	60,220,501
Equipment and furnishings	<u>1,956,298</u>	<u>16,430</u>	<u>-</u>	<u>1,972,728</u>
	<u>54,794,386</u>	<u>7,398,843</u>	<u>-</u>	<u>62,193,229</u>
Total acquisition costs	65,510,084	7,398,843	(7,084,661)	65,824,266
Accumulated depreciation	<u>(42,730,991)</u>	<u>(1,832,597)</u>	<u>-</u>	<u>(44,563,588)</u>
<b>Net capital assets</b>	<b><u>\$ 22,779,093</u></b>	<b><u>\$ 5,566,246</u></b>	<b><u>\$ (7,084,661)</u></b>	<b><u>\$ 21,260,678</u></b>

Construction-in-progress as of June 30, 2023, was comprised of various modernization, rehabilitation, and development costs that we deemed capitalizable in accordance with our capitalization policy.

A summary and breakdown of accumulated depreciation for the year is as follows:

	6/30/22	Additions	Deletions	6/30/23
Buildings and improvements	\$ (41,256,542)	\$ (1,684,313)	\$ -	\$ (42,940,855)
Equipment and furnishings	<u>(1,474,449)</u>	<u>(148,284)</u>	<u>-</u>	<u>(1,622,733)</u>
<b>Accumulated depreciation</b>	<b><u>\$ (42,730,991)</u></b>	<b><u>\$ (1,832,597)</u></b>	<b><u>\$ -</u></b>	<b><u>\$ (44,563,588)</u></b>

Section Intentionally Left Blank

# HOUSING AUTHORITY OF THE COUNTY OF RIVERSIDE

Notes to Financial Statements

## NOTE 06 - LOANS AND NOTES RECEIVABLE

At yearend, notes and loans were comprised of the following various loan programs and balances:

	Principal and Interest
<b>Coachella RDA:</b>	
Affordable Housing Loans (CAHL)	\$ 107,710
First-Time Homebuyer Loans (CFTHB)	12,959
Down Payment Assistance Program (CDPAP)	343,724
Corporate Loans (CSACL)	2,564,550
Tierra Bonita (CTB)	938,514
Subtotal	<u><sup>1</sup> 3,967,457</u>
<b>Riverside RDA:</b>	
Redevelopment Housing Program (HARHP)	747,740
First-Time Homebuyer Program (HAFTH)	206,400
Inland Empire Rescue Mission (HAIRM)	996,000
Manufactured Home Replacement Program (HAMRP)	471,334
Miscellaneous Projects (HAMP)	1,438,221
Rental Housing Project (HARHG)	60,618,693
Cottonwood Mobile Home Project (HACTL)	54,178
Home Improvement Program (HAHIL)	165,270
Mobile Home Tenant Loan Program (HAMHT)	11,746,510
Agricultural Housing Loan Program (HAAHL)	1,284,563
Mountain View Estates (HAVME)	13,757,085
SL Imperial (HASLI)	1,347,675
Subtotal	<u><sup>2</sup> 92,833,669</u>
Cal Home Loan Program (CHL)	1,389,365
Riverside Community Housing Corp. Mobile Home Loan Program (RMHLP)	119,335
Family Self-Sufficiency Revolving Fund Loan Program (FSSRLP)	3,198
Palm Communities - Menlo Property Development	<u>2,800,000</u>
<b>Total</b>	<u><b>\$ 101,113,024</b></u>

<sup>1</sup> Loans were absorbed as a part of the dissolution of the Redevelopment Agency of Coachella Valley.

<sup>2</sup> Loans were absorbed as a part of the dissolution of the Redevelopment Agency for the County of Riverside.

Interest income on loans and notes receivable for the year ended June 30, 2023, amounted to \$961,447.

**HOUSING AUTHORITY OF THE COUNTY OF RIVERSIDE**

Notes to Financial Statements

**NOTE 07 - LONG-TERM OTHER ASSETS**

Long-term other assets are comprised of the following at yearend:

Mountain View Estates prepaid rent	<u>\$ 1,545,135</u>
<b>Total</b>	<u><b>\$ 1,545,135</b></u>

**NOTE 08 - LONG-TERM LIABILITIES**

Changes in long-term liabilities are summarized below:

	06/30/22	Additions	Reductions	06/30/23
FSS escrow deposits, contra	<u>\$ 525,177</u>	<u>\$ 67,735</u>	<u>\$ -</u>	<u>\$ 592,912</u>
<b>Other long-term liabilities</b>	<u><b>\$ 525,177</b></u>	<u><b>\$ 67,735</b></u>	<u><b>\$ -</b></u>	<u><b>\$ 592,912</b></u>
Direct borrowings	\$ 18,276,295	\$ -	\$ (1,527,185)	\$ 16,749,110
Accrued vacations payable	\$ 1,311,104	\$ -	\$ (295,705)	\$ 1,015,399
Net pension obligation	\$ 7,979,987	\$ 6,509,490	\$ -	\$ 14,489,477

**Section Intentionally Left Blank**

## HOUSING AUTHORITY OF THE COUNTY OF RIVERSIDE

Notes to Financial Statements

Notes from Direct Borrowings:

Authority:	Principal	Interest Payable
<p>County of Riverside related-party loan, in the original amount of \$1,600,000, bears no interest, with no required payments of principal and interest. The loan expires July 2023 at which point all unpaid principal is to be paid. The loan is secured by the Tres Lagos Senior Apartments property. Interest expense was \$0 for the yearend.</p>	\$ 1,527,185	\$ -
<p>U.S. Department of Agriculture (USDA) Farmers Home Administration (FmHA) rural loan, in the original amount of \$3,795,110, bears no interest, with no required payments of principal and interest. The loan is subject to a 20-year affordability period expiring July 2025. Loan is secured by Desert Rose Apartments property. Interest expense was \$0 for the yearend.</p>	3,795,110	-
<p>Department of Housing and Community Development (HCD) Farmworker Housing Grant Program (FWHG), grant number 04-FWHG-308, in the original amount of \$3,000,000, bears no interest, with no required payments of principal and interest. The loan is subject to a 20-year affordability period expiring July 2025. Loan is secured by Desert Rose Apartments property. Interest expense was \$0 for the yearend.</p>	3,000,000	-
<p>County pass-through CARES loan, in the original amount of \$4,250,000, bearing no interest, no payments of principal are required, and matures July 1, 2077 at which time all outstanding principal is forgiven. The loan is subject to a 55-year affordability period. There is no collateral on this loan. Interest expense was \$0 for the yearend.</p>	4,250,000	-
<p>County pass-through CARES loan, in the original amount of \$2,000,000, bearing no interest, annual payments will be paid based on residual receipts, and matures July 1, 2077 at which time all outstanding principal is due. The loan is subject to a 55-year affordability period. There is no collateral on this loan. Interest expense was \$0 for the yearend.</p>	<u>2,000,000</u>	<u>-</u>
<p>Authority subtotal</p>	<u>14,572,295</u>	<u>-</u>



## HOUSING AUTHORITY OF THE COUNTY OF RIVERSIDE

Notes to Financial Statements

	Principal	Interest Payable
<b>Riverside Community Housing Corp. (BCU) :</b>		
County pass-through NSP loan, in the original amount of \$3,704,000, bearing no interest, no required payments of principal and interest, and is fully forgivable July 1, 2067. The loan is subject to NSP/CDBG affordability requirements. There is no collateral on this loan. Interest expense was \$0 for the yearend.	<u>3,704,000</u>	<u>-</u>
Blended components subtotal	<u>3,704,000</u>	<u>-</u>
<b>Total</b>	<b>\$ 18,276,295</b>	<b>\$ -</b>

Expected payments of principal and interest due in future years are as follows for the years ending June 30:

	Principal	Interest	Total
2024	\$ 1,527,185	\$ -	\$ 1,527,185
2067	3,704,000	-	3,704,000
2077	<u>6,250,000</u>	<u>-</u>	<u>6,250,000</u>
Subtotal	11,481,185	-	11,481,185
Forgivable	<u>6,795,110</u>	<u>121,400</u>	<u>6,916,510</u>
<b>Total</b>	<b>\$ 18,276,295</b>	<b>\$ 121,400</b>	<b>\$ 18,397,695</b>

### NOTE 09 - PENSION PLAN

The Authority participates in a cost sharing multiple-employer defined benefit plan through the California Public Employees' Retirement System (CalPERS) which covers substantially all regular full-time employees of the Authority. CalPERS acts as a common investment and administrative agent for participating public entities with the state of California and reports information to the Authority in accordance with reporting standards established by the Governmental Accounting Standards Board (GASB).

The Authority's proportionate share of the net pension liability, pension expense and deferred inflows of resources and deferred outflows of resources for the above plan is as follows:

	Net Pension Liability	Deferred Outflows of Resources	Deferred Inflows of Resources	Pension Expense (Credit)
CalPERS	<u>\$ 14,489,477</u>	<u>\$ 4,640,813</u>	<u>\$ 621,723</u>	<u>\$ 2,915,449</u>

# HOUSING AUTHORITY OF THE COUNTY OF RIVERSIDE

Notes to Financial Statements

## Comprehensive Plan Information

Information regarding the following items for the Plan is publicly available in a separate comprehensive annual financial report. A copy of the CalPERS annual financial report may be online at <https://www.calpers.ca.gov/>.

- Plan description and benefits provided;
- Contribution rates;
- Actuarial methods and assumptions; and
- Plan asset target allocations and expected returns.

## Deferred Outflows of Resources and Deferred Inflows of Resources Related to Pensions

The Authority reported deferred outflows of resources and deferred inflows of resources related to pensions from the following sources:

	Deferred Outflows of Resources	Deferred Inflows of Resources
Differences between expected & actual experience	\$ 17,567	\$ 621,723
Effect of changes in assumptions	1,317,430	-
Differences between projected & actual investment earnings	1,796,642	-
Effect of changes in proportions	-	-
Differences between proportionate share & actual contributions	-	-
Contributions subsequent to measurement date	1,509,174	-
	<b>\$ 4,640,813</b>	<b>\$ 621,723</b>

The deferred outflow of resources related to pensions resulting from Authority contributions subsequent to the measurement date will be recognized as a reduction of the net pension liability next year.

The deferred inflows of resources and outflows of resources will be recognized in pension expense as follows:

2024	\$ 477,813
2025	452,542
2026	389,311
2027	1,190,250
2028	-
Thereafter	-
	<b>\$ 2,509,916</b>

## HOUSING AUTHORITY OF THE COUNTY OF RIVERSIDE

Notes to Financial Statements

### Changes of Assumptions

The following presents the Authority's proportionate share of the net pension liability calculated using the current discount rate as well as what the net pension liability would be if it were calculated using a discount rate that is one percent lower or higher than the current rate:

	Discount Rate -1.00%	Current Discount Rate	Discount Rate +1.00%
CalPERS	\$ 17,979,615	\$ 14,489,477	\$ 5,628,984

### **NOTE 10 - NET POSITION**

Net investment in capital assets was comprised of the following as of yearend:

Land	\$ 3,631,037
Buildings and improvements	60,220,501
Equipment and furnishings	1,972,728
Less:	
Accumulated depreciation	(44,563,588)
Short term capital debt obligations	(1,527,185)
Long term capital debt obligations	<u>(16,749,110)</u>
<b>Net investment in capital assets</b>	<b><u>\$ 2,984,383</u></b>

Restricted net position was comprised of the following as of yearend:

Restricted cash and equivalents	\$ 1,889,250
Less:	
Tenant security deposit, contra	(452,741)
Family Self-Sufficiency escrow deposits, contra	(592,912)
Emergency Housing Voucher advance funding	<u>(259,231)</u>
<b>Restricted net position</b>	<b><u>\$ 584,366</u></b>

# HOUSING AUTHORITY OF THE COUNTY OF RIVERSIDE

Notes to Financial Statements

## NOTE 11 - CONDUIT DEBT OBLIGATIONS

From time to time, the Authority has approved the issuance of tax-exempt Mortgage Revenue Bonds (Bonds) that are issued for various development firms. The Bonds are not and will never become general obligations of the issuer but are limited obligations of the issuer and are payable solely from the sources set forth in the indenture. The Bonds and the premium, if any, and interest thereon do not and never shall constitute a debt or an indebtedness or an obligation of the issuer or the State of California (State) or any other political subdivision of the State or a loan of the faith or credit or the taxing power of any of them, within the meaning of any constitutional or statutory provisions, nor shall the Bonds be construed to create any moral obligation on the part of the issuer, the State or any other political subdivision of the State with respect to the payment of the Bonds. The Bonds will not be payable from the general revenues of the issuer and in no event, will the Bonds be payable out of any funds or properties other than those specifically pledged, therefore. The issuer has no taxing power.

At the end of the current fiscal year the number of Bonds outstanding and the aggregate principal amount payable is unknown. Neither the County nor the Authority has a central repository. When completely paid or called they must notify the Authority of this event.

## NOTE 12 - COMMITMENTS AND CONTINGENCIES

### Government Examinations

We have received funds from Federal grant programs. It is possible that at some future date, it may be determined that we were not in compliance with applicable grant requirements. The amount, if any, of expenditures which may be disallowed by the granting agencies cannot be determined at this time, although we do not expect such disallowed amounts, if any, to materially affect the financial statements.

### Construction Contracts

During the normal course of business, the Authority is engaged in various construction contracts for modernization and rehabilitation as well as development properties.

### Arbitrage Rebate to Federal Agency

The Internal Revenue Code of 1986, Sections 103 and 141 through 150, details the amount of interest earnings an issuer of tax-exempt bonds can earn on the proceeds. The interest earnings rate cannot exceed the yield on the tax-exempt revenue bonds. The issuer is required to rebate to the federal government any excess earnings.

Every fifth year, until the last revenue bond is paid or redeemed, an arbitrage calculation is required, and an installment is due. At least ninety percent of the arbitrage calculation is required to be paid at the installment due date. Since the Housing Authority's 1998 Series A Bond is taxable at the Federal level, it has been deemed that this bond is not subject to arbitration rebate.

## HOUSING AUTHORITY OF THE COUNTY OF RIVERSIDE

Notes to Financial Statements

### NOTE 13 - BUSINESS RISK AND CONCENTRATIONS

#### Risk Management

The Authority is exposed to various risk of losses related to torts; theft or damage to, and destruction of assets; errors and omissions; injuries to employees; and natural disasters. Claims liabilities are reported when it is probable that a loss has occurred, and the amount of that loss can be reasonably estimated. There were no claims in excess of commercial coverage during the previous three years. These losses include an estimate of claims that have been incurred but not reported. At June 30, 2023, there were no liabilities to be reported.

As of June 30, 2023, the Authority was a participating member of the Housing Authorities Risk Retention Pool (HARRP), a risk-management pool, which provides the following coverage: property; general liability; official's liability; auto liability; employee liability for dishonesty or forgery; and employee liability for theft, disappearance and destruction.

For apartment managers and temporary employees, the Authority is insured for workers compensation claims by California Housing Workers' Compensation Authority (CHWCA) as well as an excess liability policy which provides coverage for claims in excess of the CHWCA policy limits.

For permanent Authority employees who are County employees, the County of Riverside self-insures for workers' compensation.

#### Concentration – Major Contributor

For the year ended June 30, 2023, approximately 91% of operating revenues reflected in the financial statements are directly or indirectly from HUD. The Authority operates in a heavily regulated environment. The operations of the Authority are subject to the administrative directives, rules, and regulations of federal, state and local regulatory agencies, including, but not limited to HUD. Such administrative directives, rules and regulations are subject to change by an act of Congress, or an administrative change mandated by HUD. Such changes may occur with little notice or inadequate funding to pay for the related costs and the additional administrative burden to comply with the changes.

#### Interest Rate Risk

Interest rate risk is the risk that changes in interest rates will adversely affect the fair value of an investment. Our policy is to manage this exposure to declines in fair values by limiting the weighted average maturity of its investments portfolio. As of June 30, 2023, our risk of changes in interest rates is minimal since the investments primarily consist of state sponsored investment pool funds which have stated interest rates.

#### Credit Risk

Credit risk is the risk that an issuer or other counterparty to an investment will not fulfill its obligations. It is our policy to follow the HUD regulations by only having direct investments and investments through mutual funds to direct obligations, guaranteed obligations, or obligations of the agencies of the United States of America. As of June 30, 2023, we mitigated our exposure to credit risk by only investing in fully insured state investment pool funds.

#### Custodial Credit Risk

Custodial credit risk is the risk that in the event of a bank failure, our deposits may not be returned. Our policy for custodial credit risk requires collateral to be held in our name by its agent or by the bank's trust department. As of June 30, 2023, none of our total bank balances were exposed to custodial credit risk

# **HOUSING AUTHORITY OF THE COUNTY OF RIVERSIDE**

Notes to Financial Statements

## **NOTE 14 - SUCCESSOR AGENCY**

On June 28, 2011, Governor Brown signed AB 1 x 26, the Assembly Bill to dissolve redevelopment agencies throughout the State of California, and AB 1 x 27, the companion bill to allow redevelopment agencies to continue activities after making payment to the state. On December 29, 2011, the California Supreme Court announced its decision to uphold AB 1 x 26 and strike down AB 1 x 27, which eliminated redevelopment agencies.

Pursuant to AB x 26, the County of Riverside Board of Supervisors adopted Resolution No. 2012-35 on January 10, 2012, which designated the Housing Authority of the County Riverside as the Successor Agency for the redevelopment housing functions. On the same date, the Housing Authority accepted, via adoption of Resolution 2012-001, the responsibility of performing all activities as the successor to the redevelopment housing functions. On February 1, 2012, all California redevelopment agencies were eliminated, and the Housing Authority assumed all the former redevelopment housing functions previously performed by the redevelopment Agency for the County of Riverside including all rights, powers, assets, liabilities, duties, and obligations associated with the housing activities.

On July 3, 2012, the Board of commissioners adopted Resolution 2012-005 authorizing the Housing Authority to accept any and all assets, liabilities, duties, loans, leases, and obligations associated with the housing activities of the former Redevelopment Agency for the County of Riverside upon approval by the Oversight Board.

On July 17, 2012, the Board of Commissioners adopted Resolution No. 2012-009 to accept the release and transfer of fund assets from the Successor Agency to the Redevelopment Agency for the County Riverside to the Housing Authority. The fund assets include the Low- and Moderate-Income Housing Funds identified in the July through December 2012 Recognized Payment Obligation Schedule (ROPS) and the Housing Bond Proceeds, held by the Bank of New York Mellon as trustee, for draw downs and reimbursement of enforceable obligations, subject to approval by the Oversight Board.

The transfer of assets that were disclosed in the financial statements of Fiscal Year Ending June 30, 2013, included 57 parcels of land, leases, and deferred loans receivable, which collectively resulted in an extraordinary gain of \$155 million.

In Fiscal Year 2015, a portion of the North Hemet Property was sold for \$220,000, of which the Housing Authority realized a gain of \$185,583.

On March 31, 2009, the former Redevelopment Agency, the RDA and Developer entered into an MOU allowing use of loan proceeds to explore the development of a multifamily rental housing complex at the northeast corner of Larue Street and Mission Blvd. The Developer expended \$681,000 for the acquisition of the project site but was not able to meet the obligations under the Development Agreement. Therefore, the Development Agreement was terminated, and the land was transferred back to the Housing Authority in lieu of forgiving the loan. In FY 2016, the total of the purchase price was booked as a capital asset.

## HOUSING AUTHORITY OF THE COUNTY OF RIVERSIDE

Notes to Financial Statements

### NOTE 15 - COMBINING SCHEDULES

Condensed combining financial statements for discretely presented component units has been omitted since Perris Park Housing LLC is the sole discrete component unit of the Authority and is presented in the basic financial statements.

Condensed combining financial statements for blended component units are presented below:

	AUTHORITY	RCHC	ELIM	TOTAL
Cash and equivalents	\$ 16,734,351	\$ 4,395,261	\$ -	\$ 21,129,612
Intercompany receivables	468,934	-	(468,934)	-
Other current assets	<u>3,016,687</u>	<u>1,034,341</u>	-	<u>4,051,028</u>
Total current assets	20,219,972	5,429,602	(468,934)	25,180,640
Net capital assets	4,302,873	16,957,805	-	21,260,678
Other non-current assets	<u>134,846,388</u>	<u>1,664,470</u>	-	<u>136,510,858</u>
Total assets	159,369,233	24,051,877	(468,934)	182,952,176
Deferred outflows of resources	<u>3,751,169</u>	<u>889,644</u>	-	<u>4,640,813</u>
<b>Total assets and deferred outflows of resources</b>	<b><u>\$163,120,402</u></b>	<b><u>\$ 24,941,521</u></b>	<b><u>\$ (468,934)</u></b>	<b><u>\$187,592,989</u></b>
Intercompany payables	\$ 468,934	\$ -	\$ (468,934)	\$ -
Other current liabilities	<u>4,011,995</u>	<u>1,388,934</u>	-	<u>5,400,929</u>
Total current liabilities	4,480,929	1,388,934	(468,934)	5,400,929
Total non-current liabilities	<u>20,115,265</u>	<u>12,731,633</u>	-	<u>32,846,898</u>
Total liabilities	<u>24,596,194</u>	<u>14,120,567</u>	<u>(468,934)</u>	<u>38,247,827</u>
Deferred inflows of resources	<u>502,539</u>	<u>119,184</u>	-	<u>621,723</u>
Net investment in capital assets	(4,019,422)	7,003,805	-	2,984,383
Restricted	584,366	-	-	584,366
Unrestricted	<u>141,456,725</u>	<u>3,697,965</u>	-	<u>145,154,690</u>
Total net position	<u>138,021,669</u>	<u>10,701,770</u>	-	<u>148,723,439</u>
<b>Total liabilities, deferred inflows of resources, and net position</b>	<b><u>\$163,120,402</u></b>	<b><u>\$ 24,941,521</u></b>	<b><u>\$ (468,934)</u></b>	<b><u>\$187,592,989</u></b>

## HOUSING AUTHORITY OF THE COUNTY OF RIVERSIDE

Notes to Financial Statements

	AUTHORITY	RCHC	ELIM	TOTAL
Operating revenues	\$ 120,906,961	\$ 3,886,190	\$ -	\$ 124,793,151
Operating expenses	118,735,064	7,638,194	-	126,373,258
Operating income (loss)	<u>2,171,897</u>	<u>(3,752,004)</u>	<u>-</u>	<u>(1,580,107)</u>
Non-operating revenues (expenses)	<u>1,166,051</u>	<u>797</u>	<u>-</u>	<u>1,166,848</u>
Income (loss) before contributions and other items	3,337,948	(3,751,207)	-	(413,259)
Contributions, transfers, and other items	<u>(2,678,691)</u>	<u>2,678,691</u>	<u>-</u>	<u>-</u>
<b>Change in net position</b>	<b><u>\$ 659,257</u></b>	<b><u>\$ (1,072,516)</u></b>	<b><u>\$ -</u></b>	<b><u>\$ (413,259)</u></b>
Net position, beginning of year	\$ 137,362,412	\$ 11,774,286	\$ -	\$ 149,136,698
Change in net position	659,257	(1,072,516)	-	(413,259)
Prior-period restatements	-	-	-	-
Equity transfers	-	-	-	-
<b>Net position, end of year</b>	<b><u>\$ 138,021,669</u></b>	<b><u>\$ 10,701,770</u></b>	<b><u>\$ -</u></b>	<b><u>\$ 148,723,439</u></b>

	AUTHORITY	RCHC	ELIM	TOTAL
Net cash from operating activities	\$ (1,178,589)	\$ 561,298	\$ -	\$ (617,291)
Net cash from capital and related financing activities	(303,278)	(11,109)	-	(314,387)
Net cash from non-capital financing activities	-	-	-	-
Net cash from investing activities	<u>450,237</u>	<u>797</u>	<u>-</u>	<u>451,034</u>
Net change in cash	(1,031,630)	550,986	-	(480,644)
Cash at beginning of period	<u>17,765,981</u>	<u>3,844,275</u>	<u>-</u>	<u>21,610,256</u>
<b>Cash at end of period</b>	<b><u>\$ 16,734,351</u></b>	<b><u>\$ 4,395,261</u></b>	<b><u>\$ -</u></b>	<b><u>\$ 21,129,612</u></b>



## HOUSING AUTHORITY OF THE COUNTY OF RIVERSIDE

Pension Schedules (Required Supplemental Information – Unaudited)

### NET PENSION LIABILITY (ASSET) AND RELATED RATIOS

Plan Measurement Date under GASB 68 as of June 30	Proportion of Pension Liability	Proportionate share of Net Pension Liability (Asset)	Covered Employee Payroll	Proportionate share of the Net Pension Liability as a percentage of covered-employee payroll	Plan Fiduciary Net Position as a percentage of the Total Pension Liability
2014	0.65984%	\$ 6,265,850	\$ 5,842,284	107.25%	83.16%
2015	0.67935%	\$ 7,675,338	\$ 6,280,156	122.22%	80.89%
2016	0.63998%	\$ 10,977,476	\$ 6,593,265	166.50%	74.51%
2017	0.61656%	\$ 14,252,453	\$ 7,384,689	193.00%	71.59%
2018	0.58650%	\$ 14,506,175	\$ 6,714,736	216.03%	72.12%
2019	0.53986%	\$ 15,276,929	\$ 6,307,999	242.18%	72.08%
2020	0.53728%	\$ 14,039,129	\$ 6,443,151	217.89%	76.03%
2021	0.53939%	\$ 7,979,987	\$ 6,644,943	120.09%	89.13%
2022	0.46340%	\$ 14,489,477	\$ 6,112,830	237.03%	75.92%

### SCHEDULE OF PENSION PLAN'S CONTRIBUTIONS

Authority Year-End June 30	Actuarially determined contribution [A]	Contributions in relation to actuarially determined contribution [B]	Contribution deficiency (excess) [C]=[A]-[B]	Covered-employee payroll	Contribution as a percentage covered-employees payroll
2015	\$ 907,429	\$ 930,188	\$ (22,759)	\$ 5,842,527	15.92%
2016	\$ 917,015	\$ 917,015	\$ -	\$ 6,280,156	14.60%
2017	\$ 992,227	\$ 992,227	\$ -	\$ 6,593,265	15.05%
2018	\$ 1,015,366	\$ 1,015,366	\$ -	\$ 7,384,689	13.75%
2019	\$ 1,318,827	\$ 1,217,505	\$ 101,322	\$ 6,714,736	18.13%
2020	\$ 1,319,313	\$ 1,319,313	\$ -	\$ 6,307,999	20.91%
2021	\$ 1,536,997	\$ 1,536,997	\$ -	\$ 6,443,151	23.85%
2022	\$ 1,581,191	\$ 1,581,191	\$ -	\$ 6,644,942	23.80%
2023	\$ 1,509,173	\$ 1,509,173	\$ -	\$ 6,112,830	24.69%

#### NOTES TO PENSION SCHEDULES:

In November 2021, the CalPERS Board of Administration adopted new investment portfolios as well as several changes to actuarial assumptions. For PERF C, these changes were implemented in the June 30, 2021, actuarial valuations for funding purposes. Included in these changes were assumptions for inflation, the discount rate, and administrative expenses, as well as demographic assumptions including changes to mortality rates. The inflation assumption was reduced from 2.50 percent to 2.30 percent, the administrative expense assumption was reduced from 0.15 percent to 0.10 percent, and the discount rate was reduced from 7.00 percent to 6.80 percent. As a result, for financial reporting purposes, the discount rate for the PERF C was lowered from 7.15 percent to 6.90 percent in Fiscal Year 2021-22.

## **HOUSING AUTHORITY OF THE COUNTY OF RIVERSIDE**

Pension Schedules (Required Supplemental Information – Unaudited)

In Fiscal Year 2020-21, no changes were made to the actuarial assumptions in relation to financial reporting.

The CalPERS Board of Administration adopted a new amortization policy effective with the June 30, 2019, actuarial valuation. The policy shortens the period over which actuarial gains and losses are amortized from 30 years to 20 years with the payments computed as a level dollar amount.

In addition, the policy does not utilize a five-year ramp-up and ramp-down on UAL bases attributable to assumption changes, investment gains/losses, and non-investment gains/losses. These changes will apply only to new UAL bases established on or after June 30, 2019. In Fiscal Year 2019-20, no changes have occurred to the actuarial assumptions in relation to financial reporting.

In Fiscal Year 2018-19, CalPERS implemented a new actuarial valuation software system for the June 30, 2018, valuation. This new system has refined and improved calculation methodology.

In December 2017, the Board adopted new mortality assumptions for plans participating in the PERF. The new mortality table was developed from the December 2017, experience study and includes 15 years of projected ongoing mortality improvement using 90 percent of scale MP 2016, published by the Society of Actuaries. The inflation assumption was reduced from 2.75 percent to 2.50 percent. The assumptions for individual salary increases and overall payroll growth were reduced from 3.00 percent to 2.75 percent. These changes will be implemented in two steps commencing in the June 30, 2017, funding valuation. For financial reporting purposes, these assumption changes are fully reflected in the results for Fiscal Year 2017-18.

In Fiscal Year 2016-17, the financial reporting discount rate for the PERF C was lowered from 7.65 percent to 7.15 percent. In December 2016, the Board approved lowering the funding discount rate used in the PERF C from 7.50 percent to 7.00 percent, which was phased in over a three-year period (7.50 percent to 7.375 percent, 7.375 percent to 7.25 percent, and 7.25 percent to 7.00 percent) beginning with the June 30, 2016, valuation reports. The funding discount rate includes a 15 basis-point reduction for administrative expenses, and the remaining decrease is consistent with the change in the financial reporting discount rate.

In Fiscal Year 2014-15, the financial reporting discount rate was increased from 7.50 percent to 7.65 percent resulting from eliminating the 15 basis-point reduction for administrative expenses. The funding discount rate remained at 7.50 percent during this period and remained adjusted for administrative expenses.

# HOUSING AUTHORITY OF THE COUNTY OF RIVERSIDE

Statement of Net Position – Riverside Community Housing Corp.  
June 30, 2023

## Assets and deferred outflows of resources

Operating cash	\$ 3,991,550
Restricted cash	<u>403,711</u>
Total cash and equivalents	4,395,261
Net accounts receivable	1,015,129
Prepaid expenses and other current assets	<u>19,212</u>
Total current assets	<u>5,429,602</u>
Capital assets, at cost	
Land	3,197,517
Buildings and improvements	48,142,202
Equipment and furnishings	<u>384,716</u>
Total acquisition costs	51,724,435
Less: Accumulated depreciation	<u>(34,766,630)</u>
Net capital assets	16,957,805
Notes receivable, net of current	119,335
Other long-term assets	<u>1,545,135</u>
Total non-current assets	<u>18,622,275</u>
Total assets	<u>24,051,877</u>
Deferred outflows related to pension	<u>889,644</u>
Total deferred outflows of resources	<u>889,644</u>
Total assets and deferred outflows of resources	<u>\$ 24,941,521</u>

# HOUSING AUTHORITY OF THE COUNTY OF RIVERSIDE

Statement of Net Position – Riverside Community Housing Corp.

June 30, 2023

## Liabilities, deferred inflows of resources, and net position

Accounts payable	\$ 433,996
Unearned revenues	54,442
Deposits held in trust, contra	403,711
Other current liabilities	493,043
Accrued wages payable	3,742
Total current liabilities	<u>1,388,934</u>
Net pension liability	2,777,633
Debt, net of current	9,954,000
Total non-current liabilities	<u>12,731,633</u>
Total liabilities	<u>14,120,567</u>
Deferred inflows related to pension	119,184
Total deferred inflows of resources	<u>119,184</u>
Net investment in capital assets	7,003,805
Unrestricted net position	3,697,965
Total net position	<u>10,701,770</u>
<b>Total liabilities, deferred inflows of resources, and net position</b>	<b><u>\$ 24,941,521</u></b>

## **HOUSING AUTHORITY OF THE COUNTY OF RIVERSIDE**

Statement of Revenues, Expenses, and Changes in Fund Net Position – Riverside Community Housing Corp.  
Year Ended June 30, 2023

Tenant rental revenue, net of collection losses	\$ 3,286,885
Operating grants and subsidies	483,038
Other revenue	<u>116,267</u>
<b>Total operating revenues</b>	<b><u>3,886,190</u></b>
Administrative	1,839,795
Tenant services	4,088
Utilities	691,352
Ordinary maintenance and operations	2,445,572
Protective services	36,451
Insurance premiums	789,424
Other general expenses	132,381
Housing assistance payments	405,773
Depreciation	<u>1,293,358</u>
<b>Total operating expenses</b>	<b><u>7,638,194</u></b>
<b>Operating income (loss)</b>	<b>(3,752,004)</b>
Investment income	<u>797</u>
<b>Total non-operating revenues (expenses)</b>	<b><u>797</u></b>
<b>Income (loss) before contributions and other items</b>	<b>(3,751,207)</b>
Net intercompany transfers	2,678,691
<b>Change in net position</b>	<b><u>\$ (1,072,516)</u></b>
Net position, beginning of year	\$ 11,774,286
Change in net position	<u>(1,072,516)</u>
<b>Net position, end of year</b>	<b><u>\$ 10,701,770</u></b>

## HOUSING AUTHORITY OF THE COUNTY OF RIVERSIDE

Schedule of Expenditures of Federal Awards  
Year Ended June 30, 2023

Program Title	ALN	Cluster Title	Award Type	Pass-Through No.	Expenditures	Amounts Passed Through to Sub-Recipients
Section 8 Housing Choice Vouchers	14.871	HVC	Direct		\$ 105,660,072	\$ -
Emergency Housing Vouchers	14.871	HVC	Direct		1,943,837	-
<i>Total Section 8 Housing Choice Vouchers</i>					107,603,909	-
Mainstream Vouchers	14.879	HVC	Direct		2,198,828	-
Community Development Block Grant	14.218	CDBG	Indirect	[1]	3,704,000	-
Emergency Solutions Grant	14.231		Direct		483,038	-
HOPWA	14.241		Direct		1,824,810	1,051,351
Continuum of Care	14.267		Direct		458,063	-
Lower Income Housing Assistance Program - Section 8 Moderate Rehabilitation	14.856	PBC	Direct		756,664	-
Family Self-Sufficiency Program	14.896		Direct		755,390	-
<b>Total Federal Financial Assistance</b>					<b>\$ 117,784,702</b>	<b>\$ 1,051,351</b>
<i>Federal Grantor:</i>						<b>Expenditures</b>
US Department of Housing and Urban Development						<b>\$ 117,784,702</b>
<b>Total Federal Financial Assistance</b>						<b>\$ 117,784,702</b>
<i>Cluster Title:</i>						<b>Expenditures</b>
HVC Housing Voucher Cluster						\$ 109,802,737
PBC Section 8 Project - Based Cluster						\$ 756,664
CDBG - Entitlement Grants Cluster						\$ 3,704,000
<i>Award Type:</i>						<b>Expenditures</b>
Direct						\$ 114,080,702
Indirect						3,704,000
<b>Total Federal Financial Assistance</b>						<b>\$ 117,784,702</b>
<b>Pass-Through</b>						
	<b>No.</b>	<b>Entity</b>				
	[1]	County of Riverside, CA				

### NOTE 01 - BASIS OF PRESENTATION

The accompanying schedule of expenditures of federal awards (the Schedule) includes the federal awards activity of the Authority under programs of the federal government for the year ended June 30, 2023, including the activities of its blended component unit Riverside Community Housing Corp. The information in this Schedule is presented in accordance with the requirements of Title 2 U.S. Code of Federal Regulations Part 200, *Uniform Administrative Requirements, Cost Principles, and Audit Requirements for Federal Awards* (Uniform Guidance). Because the Schedule presents only a selected portion of our operations, it is not intended to and does not present our financial position, changes in net positions, or cash flows.

**HOUSING AUTHORITY OF THE COUNTY OF RIVERSIDE**

Statement of Net Position – Riverside Community Housing Corp.

June 30, 2023

**NOTE 02 - INDIRECT COST RATE**

We have elected not to use the 10% de minimis indirect cost rate as allowed under the Uniform Guidance.

**NOTE 03 - SUB-RECIPIENTS**

During the fiscal year end, the Authority disbursed a portion of the HOPWA funds to subrecipients. Below is a schedule of subrecipients for the fiscal year ended June 30, 2023.

Subrecipient	ALN	Amount Passed Through
Catholic Charities - Riverside	14.241	\$ 38,488
Desert Aids Project	14.241	362,693
Foothill Aids Project	14.241	306,750
Young Scholars for Academic Empowerment	14.241	<u>343,420</u>
Subtotal		<u>1,051,351</u>
<b>Total Amounts Passed Through to Sub-Recipients</b>		<b><u>\$ 1,051,351</u></b>

**NOTE 04 - FEDERAL LOANS**

The Authority participates in housing programs where funds have been provided by Federal agencies as loans. Outstanding balances for these loans were as follows:

Federal Program Loans	ALN	Beginning Balance	Additions	Amount Included in Expenditures	Beginning Balance
Community Development Block Grant	14.218	<u>\$ 3,704,000</u>	\$ -	<u>\$ 3,704,000</u>	<u>\$ 3,704,000</u>
		<u>\$ 3,704,000</u>	<u>\$ -</u>	<u>\$ 3,704,000</u>	<u>\$ 3,704,000</u>

- t: (909) 307-2323
- 1940 orange tree lane, suite 100
- redlands, ca 92374



**smithmarion**  
connected . focused . understandable

**INDEPENDENT AUDITORS' REPORT ON INTERNAL CONTROL OVER FINANCIAL REPORTING  
AND ON COMPLIANCE AND OTHER MATTERS BASED ON AN AUDIT OF FINANCIAL  
STATEMENTS PERFORMED IN ACCORDANCE WITH GOVERNMENT AUDITING STANDARDS**

The Governing Body of  
Housing Authority of the County of Riverside

We have audited, in accordance with the auditing standards generally accepted in the United States of America and the standards applicable to financial audits contained in *Government Auditing Standards* issued by the Comptroller General of the United States, the financial statements of the business-type activities of the Housing Authority of the County of Riverside (Authority), as of and for the year ended June 30, 2023, and the related notes to the financial statements, which collectively comprise the Authority's basic financial statements, and have issued our report thereon dated October 31, 2023.

The financial statements of the discretely presented component units were not audited in accordance with *Government Auditing Standards*.

**REPORT ON INTERNAL CONTROL OVER FINANCIAL REPORTING**

In planning and performing our audit, we considered the Authority's internal control over financial reporting (internal control) as a basis for designing auditing procedures that are appropriate in the circumstances for the purpose of expressing our opinion on the financial statements but not for the purpose of expressing an opinion on the effectiveness of the Authority's internal control. Accordingly, we do not express an opinion on the effectiveness of the Authority's internal control.

*A deficiency in internal control* exists when the design or operation of a control does not allow management or employees, in the normal course of performing their assigned functions, to prevent, or detect and correct misstatements on a timely basis. A *material weakness* is a deficiency, or combination of deficiencies, in internal control, such that there is a reasonable possibility that a material misstatement of the Authority's financial statements will not be prevented or detected and corrected on a timely basis. A *significant deficiency* is a deficiency, or a combination of deficiencies, in internal control that is less severe than a material weakness, yet important enough to merit attention by those charged with governance.

Our consideration of internal control was for the limited purpose described in the first paragraph of this section and was not designed to identify all deficiencies in internal control that might be material weaknesses or significant deficiencies. Given these limitations, during our audit we did not identify any deficiencies in internal control that we consider to be material weaknesses. However, material weaknesses or significant deficiencies may exist that were not identified.





## **REPORT ON COMPLIANCE AND OTHER MATTERS**

As part of obtaining reasonable assurance about whether the Authority's financial statements are free of material misstatement, we performed tests of its compliance with certain provisions of laws, regulations, contracts, and grant agreements, noncompliance with which could have a direct and material effect on the financial statements. However, providing an opinion on compliance with those provisions was not an objective of our audit, and accordingly, we do not express such an opinion. The results of our tests disclosed no instances of noncompliance or other matters that are required to be reported under *Government Auditing Standards*.

## **PURPOSE OF THIS REPORT**

The purpose of this report is solely to describe the scope of our testing of internal control and compliance and the results of that testing, and not to provide an opinion on the effectiveness of the Authority's internal control or on compliance. This report is an integral part of an audit performed in accordance with *Government Auditing Standards* in considering the Authority's internal control and compliance. Accordingly, this communication is not suitable for any other purpose.

October 31, 2023  
Redlands, CA

- t: (909) 307-2323
- 1940 orange tree lane, suite 100
- redlands, ca 92374



**smithmarion**  
connected . focused . understandable

## **INDEPENDENT AUDITORS' REPORT ON COMPLIANCE FOR EACH MAJOR FEDERAL PROGRAM AND REPORT ON INTERNAL CONTROL OVER COMPLIANCE IN ACCORDANCE WITH THE UNIFORM GUIDANCE**

The Governing Body of  
Housing Authority of the County of Riverside

### **REPORT ON COMPLIANCE FOR EACH MAJOR FEDERAL PROGRAM**

#### **OPINION ON EACH MAJOR FEDERAL PROGRAM**

We have audited Housing Authority of the County of Riverside's (Authority) compliance with the types of compliance requirements identified as subject to audit in the OMB *Compliance Supplement* that could have a direct and material effect on each of the Authority's major federal programs for the year ended June 30, 2023. The Authority's major federal programs are identified in the summary of auditor's results section of the accompanying schedule of findings and questioned costs.

In our opinion, the Authority complied, in all material respects, with the compliance requirements referred to above that could have a direct and material effect on each of its major federal programs for the year ended June 30, 2023.

#### **BASIS FOR OPINION ON EACH MAJOR FEDERAL PROGRAM**

We conducted our audit of compliance in accordance with auditing standards generally accepted in the United States of America (GAAS); the standards applicable to financial audits contained in *Government Auditing Standards* issued by the Comptroller General of the United States (*Government Auditing Standards*); and the audit requirements of Title 2 U.S. Code of Federal Regulations Part 200, *Uniform Administrative Requirements, Cost Principles, and Audit Requirements for Federal Awards* (Uniform Guidance). Our responsibilities under those standards and the Uniform Guidance are further described in the Auditor's Responsibilities for the Audit of Compliance section of our report.

We are required to be independent of the Authority and to meet our other ethical responsibilities, in accordance with relevant ethical requirements relating to our audit. We believe that the audit evidence we have obtained is sufficient and appropriate to provide a basis for our opinion on compliance for each major federal program. Our audit does not provide a legal determination of the Authority's compliance with the compliance requirements referred to above.

#### **RESPONSIBILITIES OF MANAGEMENT FOR COMPLIANCE**

Management is responsible for compliance with the requirements referred to above and for the design, implementation, and maintenance of effective internal control over compliance with the requirements of laws, statutes, regulations, rules and provisions of contracts or grant agreements applicable to the Authority's federal programs.



## AUDITOR'S RESPONSIBILITIES FOR THE AUDIT OF COMPLIANCE

Our objectives are to obtain reasonable assurance about whether material noncompliance with the compliance requirements referred to above occurred, whether due to fraud or error, and express an opinion on the Authority's compliance based on our audit. Reasonable assurance is a high level of assurance but is not absolute assurance and therefore is not a guarantee that an audit conducted in accordance with GAAS, *Government Auditing Standards*, and the Uniform Guidance will always detect material noncompliance when it exists. The risk of not detecting material noncompliance resulting from fraud is higher than for that resulting from error, as fraud may involve collusion, forgery, intentional omissions, misrepresentations, or the override of internal control. Noncompliance with the compliance requirements referred to above is considered material, if there is a substantial likelihood that, individually or in the aggregate, it would influence the judgment made by a reasonable user of the report on compliance about the Authority's compliance with the requirements of each major federal program as a whole.

In performing an audit in accordance with GAAS, *Government Auditing Standards*, and the Uniform Guidance, we:

(1) Exercise professional judgment and maintain professional skepticism throughout the audit; (2) Identify and assess the risks of material noncompliance, whether due to fraud or error, and design and perform audit procedures responsive to those risks. Such procedures include examining, on a test basis, evidence regarding the Authority's compliance with the compliance requirements referred to above and performing such other procedures as we considered necessary in the circumstances; and (3) Obtain an understanding of the Authority's internal control over compliance relevant to the audit in order to design audit procedures that are appropriate in the circumstances and to test and report on internal control over compliance in accordance with the Uniform Guidance, but not for the purpose of expressing an opinion on the effectiveness of the Authority's internal control over compliance. Accordingly, no such opinion is expressed.

We are required to communicate with those charged with governance regarding, among other matters, the planned scope and timing of the audit and any significant deficiencies and material weaknesses in internal control over compliance that we identified during the audit.

## REPORT ON INTERNAL CONTROL OVER COMPLIANCE

*A deficiency in internal control over compliance* exists when the design or operation of a control over compliance does not allow management or employees, in the normal course of performing their assigned functions, to prevent, or detect and correct, noncompliance with a type of compliance requirement of a federal program on a timely basis. *A material weakness in internal control over compliance* is a deficiency, or a combination of deficiencies, in internal control over compliance, such that there is a reasonable possibility that material noncompliance with a type of compliance requirement of a federal program will not be prevented, or detected and corrected, on a timely basis. *A significant deficiency in internal control over compliance* is a deficiency, or a combination of deficiencies, in internal control over compliance with a type of compliance requirement of a federal program that is less severe than a material weakness in internal control over compliance, yet important enough to merit attention by those charged with governance.

Our consideration of internal control over compliance was for the limited purpose described in the Auditor's Responsibilities for the Audit of Compliance section above and was not designed to identify all deficiencies in internal control over compliance that might be material weaknesses or significant deficiencies in internal control over compliance. Given these limitations, during our audit we did not identify any deficiencies in internal control over compliance that we consider to be material weaknesses, as defined above. However, material weaknesses or significant deficiencies in internal control over compliance may exist that were not identified.



Our audit was not designed for the purpose of expressing an opinion on the effectiveness of internal control over compliance. Accordingly, no such opinion is expressed.

The purpose of this report on internal control over compliance is solely to describe the scope of our testing of internal control over compliance and the results of that testing based on the requirements of the Uniform Guidance. Accordingly, this report is not suitable for any other purpose.

October 31, 2023  
Redlands, CA

**HOUSING AUTHORITY OF THE COUNTY OF RIVERSIDE**

Schedule of Findings and Questioned Costs  
Year Ended June 30, 2023

**SECTION I – SUMMARY OF AUDITORS' RESULTS**

**Financial Statements:**

1. Type of Auditor Report on the financial statements: Unmodified
2. Internal control over financial reporting:
- a. Material weakness(es) identified?   Yes x No
- b. Significant deficiency(ies) identified that are not considered to be material weaknesses?   Yes x None noted
3. Noncompliance material to financial statements?   Yes x No

**Federal Awards:**

4. Type of auditors' report on compliance for major programs: Unmodified
5. Internal control over major programs:
- a. Material weakness(es) identified?   Yes x No
- b. Significant deficiency(ies) identified that are not considered to be material weaknesses?   Yes x None noted
6. Audit findings noted which are required to be reported in accordance with 2 CFR Section 200.516(a)?   Yes x No

7. Identification of Major Programs:

ALN	Program(s) Name
Various	Housing Voucher Cluster

8. The Dollar Threshold Used to Distinguish Between Type A and Type B Programs: \$ 3,000,000
9. Auditee qualified as a low-risk auditee? x Yes   No

**HOUSING AUTHORITY OF THE COUNTY OF RIVERSIDE**

Status of Prior Audit Findings

Year Ended June 30, 2023

**Financial Statement Findings:**

Prior Year Findings No.	Findings Title	Status/ Current Year Finding No.
N/A	There were no prior findings reported.	N/A

**Federal Award Findings and Question Costs:**

Prior Year Findings No.	Findings Title	Status/ Current Year Finding No.
N/A	There were no prior findings reported.	N/A

# **Attachment I**

Housing Authority of the County of Riverside  
Financial Statements and Independent Auditors' Report  
for Fiscal Year Ending June 30, 2021